


MONTHLY REPORT OF DISBURSEMENTS
For the month of October 2020


Department : Department of the Interior and Local Government (DILG)
 Agency : Office of the Secretary
 Operating Unit : Regional Office - II
 Organization Code (UACS) : 140010300002
 Funding Source Code (as clustered) : 01 - Regular Agency Fund
 Report Status : (e.g. Fund Cluster: 101,102, 151)


PARTICULARS	CURRENT YEAR BUDGET						PRIOR YEAR'S BUDGET											Sub-Total	GRAND TOTAL						REMARKS
	PS	MOOE	FinEx	CO	TOTAL	PRIOR YEAR'S ACCOUNTS PAYABLE					CURRENT YEAR'S ACCOUNTS PAYABLE						TOTAL		PS	MOOE	FinEx	CO	TOTAL		
						7	8	9	10	11=(7+8+9+10)	12	13	14	15	16=(12+13+14+15)	17=(11+16)								18=(6+17)	
1	2	3	4	5	6=(2+3+4+5)	7	8	9	10	11=(7+8+9+10)	12	13	14	15	16=(12+13+14+15)	17=(11+16)	18=(6+17)	23	24	25	26	27=(23+24+25+26)	28		
Notice of Cash Allocation (NCA)	12,781,286.37	1,157,736.29	0.00	0.00	13,939,022.66	0.00	242,828.05	0.00	0.00	242,828.05	0.00	0.00	0.00	0.00	0.00	242,828.05	14,181,850.71	12,781,286.37	1,400,564.34	0.00	0.00	14,181,850.71	0		
MDS Checks Issued	1,993,321.45	101,144.38	0	0	2,094,465.83	0	0.00	0	0	0.00	0	0	0	0	0.00	0.00	2,094,465.83	1,993,321.45	101,144.38	0.00	0.00	2,094,465.83	0		
Advice to Debit Account	10,787,964.92	1,056,591.91	0	0	11,844,556.83	0	242,828.05	0	0	242,828.05	0	0.00	0	0	0.00	242,828.05	12,087,384.88	10,787,964.92	1,299,419.96	0.00	0.00	12,087,384.88	0		
Notice of Transfer of Allocation (NTA)	1,234,831.01	4,869,395.82	0.00	0.00	6,104,226.83	0.00	0.00	0.00	0.00	0.00	0.00	0.00	0.00	0.00	0.00	0.00	6,104,226.83	1,234,831.01	4,869,395.82	0.00	0.00	6,104,226.83	0		
MDS Checks Issued	0.00	0.00	0	0	0.00	0	0.00	0	0	0.00	0	0	0	0	0.00	0.00	0.00	0.00	0.00	0.00	0.00	0.00	0		
Advice to Debit Account	1,234,831.01	4,869,395.82	0	0	6,104,226.83	0	0	0	0	0.00	0	0	0	0	0.00	0.00	6,104,226.83	1,234,831.01	4,869,395.82	0.00	0.00	6,104,226.83	0		
Working Fund (NCA issued to BTr)	0	0	0	0	0	0	0	0	0	0	0	0	0	0	0	0	0	0	0	0.00	0	0	0		
Tax Remittance Advices Issued (TRA)	1,608,973.42	102,352.82	0	0	1,711,326.24	0	0	0	0	0.00	0	0	0	0	0.00	0.00	1,711,326.24	1,608,973.42	102,352.82	0.00	0.00	1,711,326.24	0		
Cash Disbursement Ceiling (CDC)	0	0	0	0	0	0	0	0	0	0	0	0	0	0	0	0	0	0	0	0	0	0	0		
Non-Cash Availment Authority (NCAA)	0	0.00	0	0	0	0	0	0	0	0	0	0	0	0	0	0	0	0	0	0	0	0	0		
Others (CDT, BTr Docs Stamp, etc.)	0	0	0	0	0	0	0	0	0	0	0	0	0	0	0	0	0	0	0	0	0	0	0		

Summary

PARTICULARS	PREVIOUS REPORT	CURRENT MONTH	AS OF DATE
(1)	(2)	(3)	(4)
Total Disbursement Authorities Received	208,304,484.45	95,008,312.53	303,312,796.98
NCA	152,000,030.00	57,341,000.00	209,341,030.00
NTA	39,941,498.51	35,955,986.29	75,897,484.80
Working Fund	0.00	0.00	0.00
TRA	16,362,955.94	1,711,326.24	18,074,282.18
CDC	0.00	0.00	0.00
NCAA	0.00	0.00	0.00
Others (CDT, BTr Docs Stamp, etc.)	0.00	0.00	0.00
Less: Notice of Transfer Allocations (NTA) issued	0.00	0.00	0.00
Total Disbursements Authorities Available	208,304,484.45	95,008,312.53	303,312,796.98
Less:			
Lapsed NCA	109,467.56	0.00	109,467.56
Disbursements	208,195,016.89	21,997,403.78	230,192,420.67
Balance of Disbursements Authorities as of to date	(0.00)	73,010,908.75	73,010,908.75
Total Disbursements Program	208,304,484.45	95,008,312.53	303,312,796.98
Less: * Actual Disbursements	208,195,016.89	21,997,403.78	230,192,420.67
(Over)/Under spending~	109,467.56	73,010,908.75	73,120,376.31

Prepared by:

 PAUL M. FIESTA
 Accountant II

Certified Correct by:

 EMMA A. REYES, CPA
 Chief Accountant

Approved by:

 JONATHAN PAUL M. LEUSEN, JR., CESO III
 Regional Director