


MONTHLY REPORT OF DISBURSEMENTS
For the month of August 2020


Department : Department of the Interior and Local Government (DILG)
 Agency : Office of the Secretary
 Operating Unit : Regional Office - II
 Organization Code (UACS) : 140010300002
 Funding Source Code (as clustered) : 01 - Regular Agency Fund
 Report Status :
 (e.g. Fund Cluster: 101,102, 151)


PARTICULARS	CURRENT YEAR BUDGET				PRIOR YEARS BUDGET										REMARKS													
	PS	MOOE	FINEX	CO	TOTAL	PS	MOOE	FINEX	CO	Sub-Total	PS	MOOE	FINEX	CO		Sub-Total	TOTAL	Sub-Total	PS	MOOE	FINEX	CO	TOTAL					
					8=(2+3+4+5)	9=(7+8+9+10)	10	11=(7+8+9+10)	12	13	14	15	16=(12+13+14+15)	17=(11+16)	18=(6+17)	19=(6+17)	20	21	22	23	24	25	26	27=(23+24+25+26)	28			
1																												
Notice of Cash Allocation (NCA)	11,921,618.29	3,095,666.07	0.00	0.00	15,017,284.36	0.00	0.00	0.00	0.00	0.00	0.00	0.00	0.00	0.00	0.00	0.00	0.00	0.00	0.00	0.00	0.00	0.00	0.00	0.00	0.00	0.00		
MDS Checks Issued	797,340.21	131,796.01	0.00	0.00	929,136.22	0.00	0.00	0.00	0.00	0.00	0.00	0.00	0.00	0.00	0.00	0.00	0.00	0.00	0.00	0.00	0.00	0.00	0.00	0.00	0.00	0.00	0.00	
Advice to Debit Account	11,124,278.08	2,963,870.06	0.00	0.00	14,088,148.14	0.00	0.00	0.00	0.00	0.00	0.00	0.00	0.00	0.00	0.00	0.00	0.00	0.00	0.00	0.00	0.00	0.00	0.00	0.00	0.00	0.00	0.00	
Notice of Transfer of Allocation (NTA)	0.00	5,590,486.94	0.00	0.00	5,590,486.94	0.00	0.00	0.00	0.00	0.00	0.00	0.00	0.00	0.00	0.00	0.00	0.00	0.00	0.00	0.00	0.00	0.00	0.00	0.00	0.00	0.00	0.00	
MDS Checks Issued	0.00	0.00	0.00	0.00	0.00	0.00	0.00	0.00	0.00	0.00	0.00	0.00	0.00	0.00	0.00	0.00	0.00	0.00	0.00	0.00	0.00	0.00	0.00	0.00	0.00	0.00	0.00	
Advice to Debit Account	0.00	5,590,486.94	0.00	0.00	5,590,486.94	0.00	0.00	0.00	0.00	0.00	0.00	0.00	0.00	0.00	0.00	0.00	0.00	0.00	0.00	0.00	0.00	0.00	0.00	0.00	0.00	0.00	0.00	
Working Fund (NCA issued to BTR)	0.00	0.00	0.00	0.00	0.00	0.00	0.00	0.00	0.00	0.00	0.00	0.00	0.00	0.00	0.00	0.00	0.00	0.00	0.00	0.00	0.00	0.00	0.00	0.00	0.00	0.00	0.00	
Tax Remittance Advances Issued (TRA)	1,580,536.00	47,116.17	0.00	0.00	1,627,652.17	0.00	0.00	0.00	0.00	0.00	0.00	0.00	0.00	0.00	0.00	0.00	0.00	0.00	0.00	0.00	0.00	0.00	0.00	0.00	0.00	0.00	0.00	
Cash Disbursement Ceiling (CDC)	0.00	0.00	0.00	0.00	0.00	0.00	0.00	0.00	0.00	0.00	0.00	0.00	0.00	0.00	0.00	0.00	0.00	0.00	0.00	0.00	0.00	0.00	0.00	0.00	0.00	0.00	0.00	
Non-Cash Availment Authority (NCAA)	0.00	0.00	0.00	0.00	0.00	0.00	0.00	0.00	0.00	0.00	0.00	0.00	0.00	0.00	0.00	0.00	0.00	0.00	0.00	0.00	0.00	0.00	0.00	0.00	0.00	0.00	0.00	
Others (CDT, BTR Docs Stamp, etc.)	0.00	0.00	0.00	0.00	0.00	0.00	0.00	0.00	0.00	0.00	0.00	0.00	0.00	0.00	0.00	0.00	0.00	0.00	0.00	0.00	0.00	0.00	0.00	0.00	0.00	0.00	0.00	
GRAND TOTAL																												

Summary

PARTICULARS	PREVIOUS REPORT	CURRENT MONTH	AS OF DATE
(1)	(2)	(3)	(4)
Total Disbursement Authorities Received	196,555,928.00	6,750,085.17	203,306,013.17
NCA	152,000,030.00	-	152,000,030.00
NTA	31,515,182.51	5,122,433.00	36,637,615.51
Working Fund	0.00	0.00	0.00
TRA	13,040,715.49	1,627,652.17	14,668,367.66
CDC	0.00	0.00	0.00
NCAA	0.00	0.00	0.00
Others (CDT, BTR Docs Stamp, etc.)	0.00	0.00	0.00
Less: Notes of Transfer Allocation (NTA) issued	0.00	0.00	0.00
Total Disbursements Authorities Available	196,555,928.00	6,750,085.17	203,306,013.17
Less:			
Lapsed NCA	109,467.56	0.00	109,467.56
Disbursements	164,549,487.41	22,297,376.27	186,846,863.68
Balance of Disbursements Authorities as of to date	31,896,973.03	(15,547,291.10)	16,349,681.93
Total Disbursements Program	164,549,487.41	6,750,085.17	171,300,572.58
Less: Actual Disbursements	164,549,487.41	22,297,376.27	186,846,863.68
(Over)/Under spending~	32,006,440.59	(15,547,291.10)	16,459,149.49

Prepared by:

PAUL M. FIESTA
 Accountant II

Certified Correct by:

EMMA A. REYES, CPA
 Chief Accountant

Approved by:

JONATHAN PAUL M. LEUSEN, JR., CESO III
 Regional Director