

MONTHLY REPORT OF DISBURSEMENTS
For the month of June 2023


Department : Department of the Interior and Local Government (DILG)
 Agency/Entity : Office of the Secretary
 Operating Unit : Regional Office - II
 Organization Code (UACS) : 14 001 0300002
 Fund Cluster : 01 - Regular Agency Fund


Particulars	Current Year Budget					Prior Year's Budget										Trust Liabilities				Grand Total					Remarks		
	PS	MOOE	FinEx	CO	TOTAL	Prior Year's Accounts Payable					Current Year's Accounts Payable					TOTAL	SUB-TOTAL	PS	MOOE	CO	TOTAL	PS	MOOE	FinEx		CO	TOTAL
						PS	MOOE	FinEx	CO	Sub-Total	PS	MOOE	FinEx	CO	Sub-Total												
1	2	3	4	5	6=(2+3+4+5)	7	8	9	10	11=(7+8+9+10)	12	13	14	15	16=(12+13+14+15)	17=(11+16)	18=(6+17)	19	20	21	22=(19+20+21)	23	24	25	26	27=(23+24+25+26)	28
CASH DISBURSEMENTS	15,193,624.29	5,229,706.69	0.00	0.00	20,423,330.98	0.00	0.00	0.00	0.00	0.00	0.00	0.00	0.00	0.00	0.00	0.00	20,423,330.98	0.00	0.00	0.00	0.00	15,193,624.29	5,229,706.69	0.00	0.00	20,423,330.98	
Notice of Cash Allocation (NCA)	14,970,891.74	276,428.59	0.00	0.00	15,247,320.33	0.00	0.00	0.00	0.00	0.00	0.00	0.00	0.00	0.00	0.00	0.00	15,247,320.33	0.00	0.00	0.00	0.00	14,970,891.74	276,428.59	0.00	0.00	15,247,320.33	
MDS Checks Issued	2,139,062.57	119,217.83	0.00	0.00	2,258,280.40	0.00	0.00	0.00	0.00	0.00	0.00	0.00	0.00	0.00	0.00	0.00	2,258,280.40	0.00	0.00	0.00	0.00	2,139,062.57	119,217.83	0.00	0.00	2,258,280.40	
Advice to Debit Account	12,831,829.17	157,210.76	0.00	0.00	12,989,039.93	0.00	0.00	0.00	0.00	0.00	0.00	0.00	0.00	0.00	0.00	0.00	12,989,039.93	0.00	0.00	0.00	0.00	12,831,829.17	157,210.76	0.00	0.00	12,989,039.93	
Notice of Transfer Allocations (NTA)	222,732.55	4,953,278.10	0.00	0.00	5,176,010.65	0.00	0.00	0.00	0.00	0.00	0.00	0.00	0.00	0.00	0.00	0.00	5,176,010.65	0.00	0.00	0.00	0.00	222,732.55	4,953,278.10	0.00	0.00	5,176,010.65	
MDS Checks Issued	0.00	0.00	0.00	0.00	0.00	0.00	0.00	0.00	0.00	0.00	0.00	0.00	0.00	0.00	0.00	0.00	0.00	0.00	0.00	0.00	0.00	0.00	0.00	0.00	0.00	0.00	0.00
Advice to Debit Account	222,732.55	4,953,278.10	0.00	0.00	5,176,010.65	0.00	0.00	0.00	0.00	0.00	0.00	0.00	0.00	0.00	0.00	0.00	5,176,010.65	0.00	0.00	0.00	0.00	222,732.55	4,953,278.10	0.00	0.00	5,176,010.65	
Working Fund for FAPs	0.00	0.00	0.00	0.00	0.00	0.00	0.00	0.00	0.00	0.00	0.00	0.00	0.00	0.00	0.00	0.00	0.00	0.00	0.00	0.00	0.00	0.00	0.00	0.00	0.00	0.00	0.00
Cash Disbursement Ceiling (CDC)	0.00	0.00	0.00	0.00	0.00	0.00	0.00	0.00	0.00	0.00	0.00	0.00	0.00	0.00	0.00	0.00	0.00	0.00	0.00	0.00	0.00	0.00	0.00	0.00	0.00	0.00	0.00
TOTAL CASH DISBURSEMENTS	15,193,624.29	5,229,706.69	0.00	0.00	20,423,330.98	0.00	0.00	0.00	0.00	0.00	0.00	0.00	0.00	0.00	0.00	0.00	20,423,330.98	0.00	0.00	0.00	0.00	15,193,624.29	5,229,706.69	0.00	0.00	20,423,330.98	
NON-CASH DISBURSEMENTS	1,546,941.10	108,028.64	0.00	0.00	1,654,969.74	0.00	0.00	0.00	0.00	0.00	0.00	0.00	0.00	0.00	0.00	0.00	1,654,969.74	0.00	0.00	0.00	0.00	1,546,941.10	108,028.64	0.00	0.00	1,654,969.74	
Tax Remittance Advices Issued (TRA)	1,546,941.10	108,028.64	0.00	0.00	1,654,969.74	0.00	0.00	0.00	0.00	0.00	0.00	0.00	0.00	0.00	0.00	0.00	1,654,969.74	0.00	0.00	0.00	0.00	1,546,941.10	108,028.64	0.00	0.00	1,654,969.74	
Non-Cash Availment Authority (NCAA)	0.00	0.00	0.00	0.00	0.00	0.00	0.00	0.00	0.00	0.00	0.00	0.00	0.00	0.00	0.00	0.00	0.00	0.00	0.00	0.00	0.00	0.00	0.00	0.00	0.00	0.00	0.00
Disbursements effected through outright deductions from claims (please specify...)	0.00	0.00	0.00	0.00	0.00	0.00	0.00	0.00	0.00	0.00	0.00	0.00	0.00	0.00	0.00	0.00	0.00	0.00	0.00	0.00	0.00	0.00	0.00	0.00	0.00	0.00	0.00
Overpayment of expenses(e.g. personnel benefits)	0.00	0.00	0.00	0.00	0.00	0.00	0.00	0.00	0.00	0.00	0.00	0.00	0.00	0.00	0.00	0.00	0.00	0.00	0.00	0.00	0.00	0.00	0.00	0.00	0.00	0.00	0.00
Restitution for loss of government property	0.00	0.00	0.00	0.00	0.00	0.00	0.00	0.00	0.00	0.00	0.00	0.00	0.00	0.00	0.00	0.00	0.00	0.00	0.00	0.00	0.00	0.00	0.00	0.00	0.00	0.00	0.00
Liquidated damages and similar claims	0.00	0.00	0.00	0.00	0.00	0.00	0.00	0.00	0.00	0.00	0.00	0.00	0.00	0.00	0.00	0.00	0.00	0.00	0.00	0.00	0.00	0.00	0.00	0.00	0.00	0.00	0.00
Others(TEF, BTr-Documentary Stamp Tax, etc.)	0.00	0.00	0.00	0.00	0.00	0.00	0.00	0.00	0.00	0.00	0.00	0.00	0.00	0.00	0.00	0.00	0.00	0.00	0.00	0.00	0.00	0.00	0.00	0.00	0.00	0.00	0.00
TOTAL NON-CASH DISBURSEMENTS	1,546,941.10	108,028.64	0.00	0.00	1,654,969.74	0.00	0.00	0.00	0.00	0.00	0.00	0.00	0.00	0.00	0.00	0.00	1,654,969.74	0.00	0.00	0.00	0.00	1,546,941.10	108,028.64	0.00	0.00	1,654,969.74	
GRAND TOTAL	16,740,565.39	5,337,735.33	0.00	0.00	22,078,300.72	0.00	0.00	0.00	0.00	0.00	0.00	0.00	0.00	0.00	0.00	0.00	22,078,300.72	0.00	0.00	0.00	0.00	16,740,565.39	5,337,735.33	0.00	0.00	22,078,300.72	


SUMMARY

Particulars	Previous Report	This Month	As at Date
(1)	(2)	(3)	(4)
Total Disbursement Authorities Received	163,563,469.39	20,853,221.58	184,416,680.97
NCA	114,023,444.00	17,730,000.00	131,753,444.00
NTA	39,437,293.83	1,468,251.84	40,905,545.67
Working Fund	0.00	0.00	0.00
TRA	10,102,721.56	1,654,969.74	11,757,691.30
CDC	0.00	0.00	0.00
NCAA	0.00	0.00	0.00
Less: Notice of Transfer of Allocations (NTA)* issued	0.00	0.00	0.00
Total Disbursement Authorities Available	163,563,469.39	20,853,221.58	184,416,680.97
Less:	0.00	0.00	0.00
Lapsed NCA	49,513.36	6,223,916.76	6,273,430.11
Disbursements	156,064,950.14	22,078,300.72	178,143,250.86
Add/Less: Adjustments (e.g. cancelled/staled checks)	0.00	0.00	0.00
Balance of Disbursement Authorities as at date	7,448,995.89	(7,448,995.89)	0.00
Total Disbursements Program	163,563,469.39	20,853,221.58	184,416,680.97
Less: *Actual Disbursements	156,064,950.14	22,078,300.72	178,143,250.86
(Over)/Under spending	7,498,509.25	(1,225,079.14)	6,273,430.11

Notes: * The use of NTA is discouraged
 Notes: ** Amounts should tally with the grand total disbursement (column 27).

Prepared by:

 PAUL M. FIESTA
 Accountant I

Certified Correct by:

 EMMA A. REYES, CPA
 Chief Accountant

Approved by:

 AGNES DE LEON, CESO V
 Regional Director