

MONTHLY REPORT OF DISBURSEMENTS
For the month of December 2023


Department : Department of the Interior and Local Government (DILG)
 Agency/Entity : Office of the Secretary
 Operating Unit : Regional Office - II
 Organization Code (UACS) : 14 001 0300002
 Fund Cluster : 01 - Regular Agency Fund

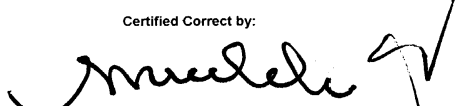
Particulars	Current Year Budget					Prior Year's Budget										Trust Liabilities				Grand Total					Remarks			
	PS	MOOE	FinEx	CO	TOTAL	Prior Year's Accounts Payable					Current Year's Accounts Payable					SUB-TOTAL	PS	MOOE	CO	TOTAL	PS	MOOE	FinEx	CO		TOTAL		
						PS	MOOE	FinEx	CO	Sub-Total	PS	MOOE	FinEx	CO	Sub-Total													
1	2	3	4	5	6=(2+3+4+5)	7	8	9	10	11=(7+8+9+10)	12	13	14	15	16=(12+13+14+15)	17=(11+16)	18=(6+17)	19	20	21	22=(19+20+21)	23	24	25	26	27=(23+24+25+26)	28	
CASH DISBURSEMENTS	24,891,101.01	90,551,519.66	0.00	0.00	115,442,620.67	0.00	0.00	0.00	266,616.16	266,616.16	0.00	0.00	0.00	0.00	0.00	266,616.16	115,709,236.83	0.00	0.00	0.00	0.00	24,891,101.01	90,551,519.66	0.00	266,616.16	115,709,236.83		
Notice of Cash Allocation (NCA)	22,254,713.01	3,094,061.66	0.00	0.00	25,348,774.67	0.00	0.00	0.00	266,616.16	266,616.16	0.00	0.00	0.00	0.00	0.00	266,616.16	25,615,390.83	0.00	0.00	0.00	0.00	22,254,713.01	3,094,061.66	0.00	266,616.16	25,615,390.83		
MDS Checks Issued	4,164,400.83	516,059.58	0.00	0.00	4,680,460.41	0.00	0.00	0.00	0.00	0.00	0.00	0.00	0.00	0.00	0.00	0.00	4,680,460.41	0.00	0.00	0.00	0.00	4,164,400.83	516,059.58	0.00	0.00	4,680,460.41		
Advice to Debit Account	18,090,312.18	2,578,002.08	0.00	0.00	20,668,314.26	0.00	0.00	0.00	266,616.16	266,616.16	0.00	0.00	0.00	0.00	0.00	266,616.16	20,934,930.42	0.00	0.00	0.00	0.00	18,090,312.18	2,578,002.08	0.00	266,616.16	20,934,930.42		
Notice of Transfer Allocations (NTA)	2,636,388.00	87,457,458.00	0.00	0.00	90,093,846.00	0.00	0.00	0.00	0.00	0.00	0.00	0.00	0.00	0.00	0.00	0.00	90,093,846.00	0.00	0.00	0.00	0.00	2,636,388.00	87,457,458.00	0.00	0.00	90,093,846.00		
MDS Checks Issued	0.00	0.00	0.00	0.00	0.00	0.00	0.00	0.00	0.00	0.00	0.00	0.00	0.00	0.00	0.00	0.00	0.00	0.00	0.00	0.00	0.00	0.00	0.00	0.00	0.00	0.00	0.00	
Advice to Debit Account	2,636,388.00	87,457,458.00	0.00	0.00	90,093,846.00	0.00	0.00	0.00	0.00	0.00	0.00	0.00	0.00	0.00	0.00	0.00	90,093,846.00	0.00	0.00	0.00	0.00	2,636,388.00	87,457,458.00	0.00	0.00	90,093,846.00		
Working Fund for FAPs	0.00	0.00	0.00	0.00	0.00	0.00	0.00	0.00	0.00	0.00	0.00	0.00	0.00	0.00	0.00	0.00	0.00	0.00	0.00	0.00	0.00	0.00	0.00	0.00	0.00	0.00	0.00	
Cash Disbursement Ceiling (CDC)	0.00	0.00	0.00	0.00	0.00	0.00	0.00	0.00	0.00	0.00	0.00	0.00	0.00	0.00	0.00	0.00	0.00	0.00	0.00	0.00	0.00	0.00	0.00	0.00	0.00	0.00	0.00	
TOTAL CASH DISBURSEMENTS	24,891,101.01	90,551,519.66	0.00	0.00	115,442,620.67	0.00	0.00	0.00	266,616.16	266,616.16	0.00	0.00	0.00	0.00	0.00	266,616.16	115,709,236.83	0.00	0.00	0.00	0.00	24,891,101.01	90,551,519.66	0.00	266,616.16	115,709,236.83		
NON-CASH DISBURSEMENTS	1,946,196.74	350,582.49	0.00	0.00	2,296,779.23	0.00	0.00	0.00	0.00	0.00	0.00	0.00	0.00	0.00	0.00	0.00	2,296,779.23	0.00	0.00	0.00	0.00	1,946,196.74	350,582.49	0.00	0.00	2,296,779.23		
Tax Remittance Advices Issued (TRA)	1,946,196.74	350,582.49	0.00	0.00	2,296,779.23	0.00	0.00	0.00	0.00	0.00	0.00	0.00	0.00	0.00	0.00	0.00	2,296,779.23	0.00	0.00	0.00	0.00	1,946,196.74	350,582.49	0.00	0.00	2,296,779.23		
Non-Cash Availment Authority (NCAA)	0.00	0.00	0.00	0.00	0.00	0.00	0.00	0.00	0.00	0.00	0.00	0.00	0.00	0.00	0.00	0.00	0.00	0.00	0.00	0.00	0.00	0.00	0.00	0.00	0.00	0.00	0.00	
Disbursements effected through outright deductions from claims (please specify...)	0.00	0.00	0.00	0.00	0.00	0.00	0.00	0.00	0.00	0.00	0.00	0.00	0.00	0.00	0.00	0.00	0.00	0.00	0.00	0.00	0.00	0.00	0.00	0.00	0.00	0.00	0.00	
Overpayment of expenses(e.g. personnel benefits)	0.00	0.00	0.00	0.00	0.00	0.00	0.00	0.00	0.00	0.00	0.00	0.00	0.00	0.00	0.00	0.00	0.00	0.00	0.00	0.00	0.00	0.00	0.00	0.00	0.00	0.00	0.00	
Restitution for loss of government property	0.00	0.00	0.00	0.00	0.00	0.00	0.00	0.00	0.00	0.00	0.00	0.00	0.00	0.00	0.00	0.00	0.00	0.00	0.00	0.00	0.00	0.00	0.00	0.00	0.00	0.00	0.00	
Liquidated damages and similar claims	0.00	0.00	0.00	0.00	0.00	0.00	0.00	0.00	0.00	0.00	0.00	0.00	0.00	0.00	0.00	0.00	0.00	0.00	0.00	0.00	0.00	0.00	0.00	0.00	0.00	0.00	0.00	
Others(TEF, BTR-Documentary Stamp Tax, etc.)	0.00	0.00	0.00	0.00	0.00	0.00	0.00	0.00	0.00	0.00	0.00	0.00	0.00	0.00	0.00	0.00	0.00	0.00	0.00	0.00	0.00	0.00	0.00	0.00	0.00	0.00	0.00	
TOTAL NON-CASH DISBURSEMENTS	1,946,196.74	350,582.49	0.00	0.00	2,296,779.23	0.00	0.00	0.00	0.00	0.00	0.00	0.00	0.00	0.00	0.00	0.00	2,296,779.23	0.00	0.00	0.00	0.00	1,946,196.74	350,582.49	0.00	0.00	2,296,779.23		
GRAND TOTAL	26,837,297.75	90,902,102.15	0.00	0.00	117,739,399.90	0.00	0.00	0.00	266,616.16	266,616.16	0.00	0.00	0.00	0.00	0.00	266,616.16	118,006,016.06	0.00	0.00	0.00	0.00	26,837,297.75	90,902,102.15	0.00	266,616.16	118,006,016.06		


SUMMARY

Particulars (1)	Previous Report (2)	This Month (3)	As at Date (4)
Total Disbursement Authorities Received	312,146,970.28	117,521,056.23	429,668,026.51
NCA	234,055,444.00	25,130,431.00	259,185,875.00
NTA	57,900,041.03	90,093,846.00	147,993,887.03
Working Fund	0.00	0.00	0.00
TRA	20,191,485.25	2,296,779.23	22,488,264.48
CDC	0.00	0.00	0.00
NCAA	0.00	0.00	0.00
Less: Notice of Transfer of Allocations (NTA)* issued	0.00	0.00	0.00
Total Disbursement Authorities Available	312,146,970.28	117,521,056.23	429,668,026.51
Less:	0.00	0.00	0.00
Lapsed NCA	6,273,430.11	139.27	6,273,569.38
Disbursements	305,388,441.07	118,006,016.06	423,394,457.13
Add/Less: Adjustments (e.g. cancelled/staled checks)	0.00	0.00	0.00
Balance of Disbursement Authorities as at date	485,099.10	(485,099.10)	0.00
Total Disbursements Program	312,146,970.28	117,521,056.23	429,676,177.33
Less: *Actual Disbursements	305,388,441.07	118,006,016.06	423,394,457.13
(Over)/Under spending	6,758,529.21	(484,959.83)	6,273,569.38

Notes: * The use of NTA is discouraged
 Notes: ** Amounts should tally with the grand total disbursement (column 27).

Prepared by:

 PAUL M. FIESTA
 Accountant II

Certified Correct by:

 EMMA A. REYES, CPA
 Chief Accountant

Approved by:

 AGNES A. DE LEON, CESO IV
 Regional Director