

STATEMENT OF APPROPRIATIONS, ALLOTMENTS, OBLIGATIONS, DISBURSEMENTS AND BALANCES

As at the Quarter Ending December 31, 2022

Department : Department of the Interior and Local Government (DILG)
 Agency/Entity : Office of the Secretary
 Operating Unit : Regional Office - II
 Organization Code (UAACS) : 14 001 0300002
 Fund Cluster : 01 Regular Agency Fund
 (e.g. UAACS Fund Cluster: 01-Regular Agency Fund, 02-Foreign Assisted Projects Fund, 03-Special Account-Locally Funded/Domestic Grants Fund, and 04-Special Account-Foreign Assisted/Foreign Grants Fund)

X	Current Year Appropriations
	Supplemental Appropriations
	Continuing Appropriations

Particulars	UAACS CODE	Appropriations								Allotments					Current Year Obligations					Current Year Disbursements					Balances			
		Authorized Appropriations	Adjustments (Transfer To/From, Modifications/ Augmentations)	Adjusted Appropriations	Allotments Received	Adjustments (Reductions, Modifications/ Augmentations)	Transfer To	Transfer From	Adjusted Total Allotments	1st Quarter Ending March 31	2nd Quarter Ending June 30	3rd Quarter Ending September 30	4th Quarter Ending December 31	TOTAL	1st Quarter Ending March 31	2nd Quarter Ending June 30	3rd Quarter Ending September 30	4th Quarter Ending December 31	TOTAL	Unreleased Appropriations	Unobligated Allotments	Unpaid Obligations(15-20)-(23+24)						
		3	4	5=(3+4)	6	7	8	9	10=(8+(-)-7)-8+9	11	12	13	14	15=(11+12+13+14)	16	17	18	19	20=(16+17+18+19)	21	22	Due and Demandable	Not Yet Due and Demandable					
I. Agency Specific Budget		230,129,000.00	55,408,680.58	285,537,680.58	230,129,000.00	0.00	0.00	55,408,680.58	285,537,680.58	54,509,785.52	71,262,593.90	59,131,964.15	89,931,470.98	274,835,814.55	54,408,800.30	71,342,815.22	59,131,844.38	85,750,612.24	270,634,072.14	0.00	10,701,866.03	4,201,742.41	0.00					
General Administration and Support	1000000000000000	0.00	1,953,981.58	1,953,981.58	0.00	0.00	0.00	1,953,981.58	1,953,981.58	84,631.77	300,032.40	33,442.41	1,535,545.00	1,953,651.58	84,631.77	300,032.40	33,442.41	1,510,545.00	1,928,651.58	0.00	330.00	25,000.00	0.00					
General Management and Supervision	100000100001000	0.00	1,766,632.00	1,766,632.00	0.00	0.00	0.00	1,766,632.00	1,766,632.00	84,631.77	112,682.82	33,442.41	1,535,545.00	1,766,302.00	84,631.77	112,682.82	33,442.41	1,510,545.00	1,741,302.00	0.00	330.00	25,000.00	0.00					
PS		0.00	1,456,625.00	1,456,625.00	0.00	0.00	0.00	1,456,625.00	1,456,625.00	0.00	0.00	0.00	1,456,295.00	1,456,295.00	0.00	0.00	0.00	1,456,295.00	1,456,295.00	0.00	330.00	0.00	0.00					
MOOE		0.00	310,007.00	310,007.00	0.00	0.00	0.00	310,007.00	310,007.00	84,631.77	112,682.82	33,442.41	79,250.00	310,007.00	84,631.77	112,682.82	33,442.41	54,250.00	285,007.00	0.00	0.00	25,000.00	0.00					
Administration of Personnel Benefits	100000100002000	0.00	187,349.58	187,349.58	0.00	0.00	0.00	187,349.58	187,349.58	0.00	187,349.58	0.00	0.00	187,349.58	0.00	187,349.58	0.00	0.00	187,349.58	0.00	0.00	0.00	0.00					
PS		0.00	187,349.58	187,349.58	0.00	0.00	0.00	187,349.58	187,349.58	0.00	187,349.58	0.00	0.00	187,349.58	0.00	187,349.58	0.00	0.00	187,349.58	0.00	0.00	0.00	0.00					
Sub-Total, General Administration and Support		0.00	1,953,981.58	1,953,981.58	0.00	0.00	0.00	1,953,981.58	1,953,981.58	84,631.77	300,032.40	33,442.41	1,535,545.00	1,953,651.58	84,631.77	300,032.40	33,442.41	1,510,545.00	1,928,651.58	0.00	330.00	25,000.00	0.00					
PS		0.00	1,643,974.58	1,643,974.58	0.00	0.00	0.00	1,643,974.58	1,643,974.58	0.00	187,349.58	0.00	1,456,295.00	1,643,644.58	0.00	187,349.58	0.00	1,456,295.00	1,643,644.58	0.00	330.00	0.00	0.00					
MOOE		0.00	310,007.00	310,007.00	0.00	0.00	0.00	310,007.00	310,007.00	84,631.77	112,682.82	33,442.41	79,250.00	310,007.00	84,631.77	112,682.82	33,442.41	54,250.00	285,007.00	0.00	0.00	25,000.00	0.00					
FinEx (if Applicable)		0.00	0.00	0.00	0.00	0.00	0.00	0.00	0.00	0.00	0.00	0.00	0.00	0.00	0.00	0.00	0.00	0.00	0.00	0.00	0.00	0.00	0.00					
CO		0.00	0.00	0.00	0.00	0.00	0.00	0.00	0.00	0.00	0.00	0.00	0.00	0.00	0.00	0.00	0.00	0.00	0.00	0.00	0.00	0.00	0.00					
Support to Operations	2000000000000000	0.00	26,138,474.00	26,138,474.00	0.00	0.00	0.00	26,138,474.00	26,138,474.00	1,737,461.31	4,156,871.73	7,089,292.48	9,808,263.03	22,791,888.55	1,737,461.31	4,152,871.73	7,093,292.48	9,157,759.21	22,141,384.73	0.00	3,346,585.45	650,503.82	0.00					
Development of policies, programs, and standards for local government capacity	200000100001000	0.00	615,700.00	615,700.00	0.00	0.00	0.00	615,700.00	615,700.00	47,861.31	122,914.53	87,791.43	317,804.47	576,371.74	47,861.31	122,914.53	87,791.43	291,200.51	549,767.78	0.00	39,328.26	26,603.96	0.00					
MOOE		0.00	615,700.00	615,700.00	0.00	0.00	0.00	615,700.00	615,700.00	47,861.31	122,914.53	87,791.43	317,804.47	576,371.74	47,861.31	122,914.53	87,791.43	291,200.51	549,767.78	0.00	39,328.26	26,603.96	0.00					
Monitoring and Evaluation of Assistance to LGUs	200000100008000	0.00	20,565,774.00	20,565,774.00	0.00	0.00	0.00	20,565,774.00	20,565,774.00	1,689,600.00	4,033,957.20	5,687,182.19	7,689,240.89	19,099,980.28	1,689,600.00	4,029,957.20	5,691,182.19	7,215,317.20	18,626,056.59	0.00	1,465,793.72	473,923.69	0.00					
MOOE		0.00	20,565,774.00	20,565,774.00	0.00	0.00	0.00	20,565,774.00	20,565,774.00	1,689,600.00	4,033,957.20	5,687,182.19	7,689,240.89	19,099,980.28	1,689,600.00	4,029,957.20	5,691,182.19	7,215,317.20	18,626,056.59	0.00	1,465,793.72	473,923.69	0.00					
Monitoring and Evaluation to include M & E of the Infrastructure Projects of LGUs	200000100009000	0.00	4,957,000.00	4,957,000.00	0.00	0.00	0.00	4,957,000.00	4,957,000.00	0.00	0.00	1,314,318.86	1,801,217.67	3,115,536.53	0.00	0.00	1,314,318.86	1,651,241.50	2,965,560.36	0.00	1,841,463.47	149,976.17	0.00					
MOOE		0.00	4,957,000.00	4,957,000.00	0.00	0.00	0.00	4,957,000.00	4,957,000.00	0.00	0.00	1,314,318.86	1,801,217.67	3,115,536.53	0.00	0.00	1,314,318.86	1,651,241.50	2,965,560.36	0.00	1,841,463.47	149,976.17	0.00					
Sub-Total, Support to Operations		0.00	26,138,474.00	26,138,474.00	0.00	0.00	0.00	26,138,474.00	26,138,474.00	1,737,461.31	4,156,871.73	7,089,292.48	9,808,263.03	22,791,888.55	1,737,461.31	4,152,871.73	7,093,292.48	9,157,759.21	22,141,384.73	0.00	3,346,585.45	650,503.82	0.00					
PS		0.00	0.00	0.00	0.00	0.00	0.00	0.00	0.00	0.00	0.00	0.00	0.00	0.00	0.00	0.00	0.00	0.00	0.00	0.00	0.00	0.00	0.00					
MOOE		0.00	26,138,474.00	26,138,474.00	0.00	0.00	0.00	26,138,474.00	26,138,474.00	1,737,461.31	4,156,871.73	7,089,292.48	9,808,263.03	22,791,888.55	1,737,461.31	4,152,871.73	7,093,292.48	9,157,759.21	22,141,384.73	0.00	3,346,585.45	650,503.82	0.00					
FinEx (if Applicable)		0.00	0.00	0.00	0.00	0.00	0.00	0.00	0.00	0.00	0.00	0.00	0.00	0.00	0.00	0.00	0.00	0.00	0.00	0.00	0.00	0.00	0.00					
CO		0.00	0.00	0.00	0.00	0.00	0.00	0.00	0.00	0.00	0.00	0.00	0.00	0.00	0.00	0.00	0.00	0.00	0.00	0.00	0.00	0.00	0.00					
Operations	3000000000000000	230,129,000.00	27,316,225.00	257,445,225.00	230,129,000.00	0.00	0.00	27,316,225.00	257,445,225.00	52,687,692.44	66,805,689.77	52,009,229.26	78,587,662.95	250,090,274.42	52,586,707.22	66,889,911.09	52,005,109.49	75,082,308.03	246,564,035.83	0.00	7,354,950.58	3,526,238.59	0.00					
OO : Local Governance Improved		230,129,000.00	27,316,225.00	257,445,225.00	230,129,000.00	0.00	0.00	27,316,225.00	257,445,225.00	52,687,692.44	66,805,689.77	52,009,229.26	78,587,662.95	250,090,274.42	52,586,707.22	66,889,911.09	52,005,109.49	75,082,308.03	246,564,035.83	0.00	7,354,950.58	3,526,238.59	0.00					
LOCAL GOVERNMENT EMPOWERMENT PROGRAM		230,129,000.00	26,585,225.00	256,714,225.00	230,129,000.00	0.00	0.00	26,585,225.00	256,714,225.00	52,662,692.44	66,734,329.77	51,721,564.68	78,379,715.31	249,498,302.20	52,586,707.22	66,793,551.09	51,720,044.91	74,875,125.39	245,975,428.61	0.00	7,215,922.80	3,522,873.59	0.00					
Supervision and Development of Local Governments	310100100001000	229,720,000.00	0.00	229,720,000.00	229,720,000.00	0.00	0.00	0.00	229,720,000.00	47,570,488.55	62,680,856.92	49,234,675.66	68,612,249.18	228,098,270.31	47,494,503.33	62,756,842.14	49,232,740.66	68,444,697.51	227,928,783.64	0.00	1,621,729.69	169,486.67	0.00					
PS		203,260,000.00	3,947,137.00	207,207,137.00	203,260,000.00	3,947,137.00	0.00	0.00	207,207,137.00	43,932,272.66	57,758,772.96	44,250,877.10	61,265,211.98	207,207,134.70	43,932,272.66	57,758,772.96	44,250,877.10	61,255,102.48	207,197,025.20	0.00	2.30	10,109.50	0.00					

Department : Department of the Interior and Local Government (DILG)
 Agency/Entity : Office of the Secretary
 Operating Unit : Regional Office - II
 Organization Code (UACS) : 14 001 0300002
 Fund Cluster : 01 Regular Agency Fund

X Current Year Appropriations
 Supplemental Appropriations
 Continuing Appropriations

(e.g. UACS Fund Cluster: 01-Regular Agency Fund, 02-Foreign Assisted Projects Fund, 03-Special Account-Locally Funded/Domestic Grants Fund, and 04-Special Account-Foreign Assisted/Foreign Grants Fund)

Particulars	UACS CODE	Appropriations			Allotments					Current Year Obligations					Current Year Disbursements					Balances				
		Authorized Appropriations	Adjustments (Transfer To/From, Modifications/Augmentations)	Adjusted Appropriations	Allotments Received	Adjustments (Reductions, Modifications / Augmentations)	Transfer To	Transfer From	Adjusted Total Allotments	1st Quarter Ending March 31	2nd Quarter Ending June 30	3rd Quarter Ending September 30	4th Quarter Ending December 31	TOTAL	1st Quarter Ending March 31	2nd Quarter Ending June 30	3rd Quarter Ending September 30	4th Quarter Ending December 31	TOTAL	Unreleased Appropriations	Unobligated Allotments	Unpaid Obligations(15-20)=(23+24)		
		3	4	5=(3+4)	6	7	8	9	10=(6+7)+8+9	11	12	13	14	15=(11+12+13+14)	16	17	18	19	20=(16+17+18+19)	21	22	23	24	
MOOE		24,219,000.00	(3,947,137.00)	20,271,863.00	24,219,000.00	(3,947,137.00)	0.00	0.00	20,271,863.00	3,638,215.89	4,922,083.96	3,538,115.56	7,295,137.20	19,393,552.61	3,562,230.67	4,998,069.18	3,536,180.56	7,137,695.03	19,234,175.44	0.00	878,310.39	159,377.17	0.00	
CO		2,241,000.00	0.00	2,241,000.00	2,241,000.00	0.00	0.00	0.00	2,241,000.00	0.00	0.00	1,445,683.00	51,900.00	1,497,583.00	0.00	0.00	1,445,683.00	51,900.00	1,497,583.00	0.00	743,417.00	0.00	0.00	
Strengthening of Peace and Orders Councils (POCs)	310100100002000	409,000.00	23,125.00	432,125.00	409,000.00	0.00	0.00	23,125.00	432,125.00	13,887.50	127,720.00	53,184.60	188,730.00	383,522.10	13,887.50	127,720.00	53,184.60	188,930.00	381,722.10	0.00	48,602.90	1,800.00	0.00	
MOOE		409,000.00	23,125.00	432,125.00	409,000.00	0.00	0.00	23,125.00	432,125.00	13,887.50	127,720.00	53,184.60	188,730.00	383,522.10	13,887.50	127,720.00	53,184.60	188,930.00	381,722.10	0.00	48,602.90	1,800.00	0.00	
Project(s)		0.00	26,562,100.00	26,562,100.00	0.00	0.00	0.00	26,562,100.00	26,562,100.00	5,078,316.39	3,925,752.85	2,433,704.42	9,578,736.13	21,016,509.79	5,078,316.39	3,908,988.95	2,434,119.65	6,243,497.88	17,664,922.87	0.00	5,545,590.21	3,351,586.92	0.00	
Locally-Funded Project(s)		0.00	26,562,100.00	26,562,100.00	0.00	0.00	0.00	26,562,100.00	26,562,100.00	5,078,316.39	3,925,752.85	2,433,704.42	9,578,736.13	21,016,509.79	5,078,316.39	3,908,988.95	2,434,119.65	6,243,497.88	17,664,922.87	0.00	5,545,590.21	3,351,586.92	0.00	
Support for Local Governance Program	310100200004000	0.00	7,633,756.00	7,633,756.00	0.00	0.00	0.00	7,633,756.00	7,633,756.00	688,394.71	1,026,428.36	720,879.05	2,254,114.45	4,689,816.57	688,394.71	1,023,514.46	720,669.28	2,076,059.83	4,508,638.28	0.00	2,943,939.43	181,178.29	0.00	
MOOE		0.00	7,633,756.00	7,633,756.00	0.00	0.00	0.00	7,633,756.00	7,633,756.00	688,394.71	1,026,428.36	720,879.05	2,254,114.45	4,689,816.57	688,394.71	1,023,514.46	720,669.28	2,076,059.83	4,508,638.28	0.00	2,943,939.43	181,178.29	0.00	
Civil Society Organization/Peoples Participation Partnership Program	310100200005000	0.00	409,000.00	409,000.00	0.00	0.00	0.00	409,000.00	409,000.00	4,150.00	42,025.00	112,500.00	142,610.00	301,285.00	4,150.00	42,025.00	112,500.00	142,610.00	301,285.00	0.00	107,715.00	0.00	0.00	
MOOE		0.00	409,000.00	409,000.00	0.00	0.00	0.00	409,000.00	409,000.00	4,150.00	42,025.00	112,500.00	142,610.00	301,285.00	4,150.00	42,025.00	112,500.00	142,610.00	301,285.00	0.00	107,715.00	0.00	0.00	
Improve LGU competitiveness and Ease of Doing Business	310100200007000	0.00	2,149,043.00	2,149,043.00	0.00	0.00	0.00	2,149,043.00	2,149,043.00	0.00	53,100.00	0.00	1,624,823.33	1,677,923.33	0.00	53,100.00	0.00	1,621,063.10	1,674,163.10	0.00	471,119.67	3,760.23	0.00	
MOOE		0.00	2,149,043.00	2,149,043.00	0.00	0.00	0.00	2,149,043.00	2,149,043.00	0.00	53,100.00	0.00	1,624,823.33	1,677,923.33	0.00	53,100.00	0.00	1,621,063.10	1,674,163.10	0.00	471,119.67	3,760.23	0.00	
LAN, WAN and IP Telephony Expansion	310100200032000	0.00	1,225,413.00	1,225,413.00	0.00	0.00	0.00	1,225,413.00	1,225,413.00	163,686.03	314,000.60	311,739.55	409,548.82	1,198,975.00	163,686.03	300,150.60	318,589.55	327,024.12	1,109,450.30	0.00	26,438.00	89,524.70	0.00	
MOOE		0.00	1,225,413.00	1,225,413.00	0.00	0.00	0.00	1,225,413.00	1,225,413.00	163,686.03	314,000.60	311,739.55	409,548.82	1,198,975.00	163,686.03	300,150.60	318,589.55	327,024.12	1,109,450.30	0.00	26,438.00	89,524.70	0.00	
Enhanced Comprehensive Local Integration Program (E-CLIP)	310100200033000	0.00	6,836,156.00	6,836,156.00	0.00	0.00	0.00	6,836,156.00	6,836,156.00	3,941,000.00	1,711,000.00	818,156.00	366,000.00	6,836,156.00	3,941,000.00	1,711,000.00	818,156.00	366,000.00	6,836,156.00	0.00	0.00	0.00	0.00	
MOOE		0.00	6,836,156.00	6,836,156.00	0.00	0.00	0.00	6,836,156.00	6,836,156.00	3,941,000.00	1,711,000.00	818,156.00	366,000.00	6,836,156.00	3,941,000.00	1,711,000.00	818,156.00	366,000.00	6,836,156.00	0.00	0.00	0.00	0.00	
Barangay Tanod Skills Enhancement	310100200053000	0.00	297,000.00	297,000.00	0.00	0.00	0.00	297,000.00	297,000.00	0.00	0.00	0.00	0.00	0.00	0.00	0.00	0.00	0.00	0.00	0.00	0.00	297,000.00	0.00	0.00
MOOE		0.00	297,000.00	297,000.00	0.00	0.00	0.00	297,000.00	297,000.00	0.00	0.00	0.00	0.00	0.00	0.00	0.00	0.00	0.00	0.00	0.00	0.00	297,000.00	0.00	0.00
Philippine Anti-Illegal Drugs Strategy (PADS)	310100200054000	0.00	6,322,068.00	6,322,068.00	0.00	0.00	0.00	6,322,068.00	6,322,068.00	62,707.65	623,166.07	167,149.32	4,455,435.49	5,308,458.53	62,707.65	623,166.07	160,924.32	1,414,211.95	2,261,009.99	0.00	1,013,609.47	3,047,448.54	0.00	
MOOE		0.00	6,322,068.00	6,322,068.00	0.00	0.00	0.00	6,322,068.00	6,322,068.00	62,707.65	623,166.07	167,149.32	4,455,435.49	5,308,458.53	62,707.65	623,166.07	160,924.32	1,414,211.95	2,261,009.99	0.00	1,013,609.47	3,047,448.54	0.00	
Communicating for Perpetual end to Extreme violence and forming Alliance towards positive Change and Enriched communities (CAPEACE)	310100200055000	0.00	255,000.00	255,000.00	0.00	0.00	0.00	255,000.00	255,000.00	170,000.00	69,587.66	2,577.34	12,835.00	255,000.00	170,000.00	69,587.66	2,577.34	0.00	242,165.00	0.00	0.00	12,835.00	0.00	
MOOE		0.00	255,000.00	255,000.00	0.00	0.00	0.00	255,000.00	255,000.00	170,000.00	69,587.66	2,577.34	12,835.00	255,000.00	170,000.00	69,587.66	2,577.34	0.00	242,165.00	0.00	0.00	12,835.00	0.00	
LGU Information Management Program	310100200067000	0.00	822,299.00	822,299.00	0.00	0.00	0.00	822,299.00	822,299.00	48,378.00	86,445.16	182,647.16	248,019.13	565,489.45	48,378.00	86,445.16	182,647.16	231,178.97	548,649.29	0.00	256,809.55	16,840.16	0.00	
MOOE		0.00	822,299.00	822,299.00	0.00	0.00	0.00	822,299.00	822,299.00	48,378.00	86,445.16	182,647.16	248,019.13	565,489.45	48,378.00	86,445.16	182,647.16	231,178.97	548,649.29	0.00	256,809.55	16,840.16	0.00	
Decentralization and Constitutional Reform Advocacy Campaign (CORE)	310100200068000	0.00	305,000.00	305,000.00	0.00	0.00	0.00	305,000.00	305,000.00	0.00	0.00	0.00	30,500.00	30,500.00	0.00	0.00	0.00	30,500.00	30,500.00	0.00	274,500.00	0.00	0.00	
MOOE		0.00	305,000.00	305,000.00	0.00	0.00	0.00	305,000.00	305,000.00	0.00	0.00	0.00	30,500.00	30,500.00	0.00	0.00	0.00	30,500.00	30,500.00	0.00	274,500.00	0.00	0.00	
Support to COVID-19 Contact Tracing Operations	310100200070000	0.00	92,765.00	92,765.00	0.00	0.00	0.00	92,765.00	92,765.00	0.00	0.00	0.00	34,849.91	34,849.91	0.00	0.00	0.00	34,849.91	34,849.91	0.00	57,915.09	0.00	0.00	
MOOE		0.00	92,765.00	92,765.00	0.00	0.00	0.00	92,765.00	92,765.00	0.00	0.00	0.00	34,849.91	34,849.91	0.00	0.00	0.00	34,849.91	34,849.91	0.00	57,915.09	0.00	0.00	
Strengthened LGU Database for Evidence-Based Planning: Support to Community-Based Monitoring System	310100200073000	0.00	214,600.00	214,600.00	0.00	0.00	0.00	214,600.00	214,600.00	0.00	0.00	118,056.00	0.00	118,056.00	0.00	0.00	118,056.00	0.00	118,056.00	0.00	96,544.00	0.00	0.00	
MOOE		0.00	214,600.00	214,600.00	0.00	0.00	0.00	214,600.00	214,600.00	0.00	0.00	118,056.00	0.00	118,056.00	0.00	0.00	118,056.00	0.00	118,056.00	0.00	96,544.00	0.00	0.00	

Department : Department of the Interior and Local Government (DILG)
 Agency/Entity : Office of the Secretary
 Operating Unit : Regional Office - II
 Organization Code (UACS) : 14 001 0300002
 Fund Cluster : 01 Regular Agency Fund

X Current Year Appropriations
 Supplemental Appropriations
 Continuing Appropriations

(e.g. UACS Fund Cluster: 01-Regular Agency Fund, 02-Foreign Assisted Projects Fund, 03-Special Account-Locally Funded/Domestic Grants Fund, and 04-Special Account-Foreign Assisted/Foreign Grants Fund)

Particulars	UACS CODE	Appropriations			Allotments			Current Year Obligations					Current Year Disbursements				Balances						
		Authorized Appropriations	Adjustments (Transfer To/From, Modifications/Augmentations)	Adjusted Appropriations	Allotments Received	Adjustments (Reductions, Modifications / Augmentations)	Transfer To	Transfer From	Adjusted Total Allotments	1st Quarter Ending March 31	2nd Quarter Ending June 30	3rd Quarter Ending September 30	4th Quarter Ending December 31	TOTAL	1st Quarter Ending March 31	2nd Quarter Ending June 30	3rd Quarter Ending September 30	4th Quarter Ending December 31	TOTAL	Unreleased Appropriations	Unobligated Allotments	Unpaid Obligations(15-20)=(23+24)	
1	2	3	4	5=(3+4)	6	7	8	9	10=(8+7)-9+8	11	12	13	14	15=(11+12+13+14)	16	17	18	19	20=(16+17+18+19)	21	22	23	24
LOCAL GOVERNMENT PERFORMANCE OVERSIGHT AND RECOGNITION AND INCENTIVES PROGRAM		0.00	731,000.00	731,000.00	0.00	0.00	0.00	731,000.00	731,000.00	25,000.00	71,360.00	287,664.58	207,947.64	591,972.22	0.00	96,360.00	285,064.58	207,182.64	588,607.22	0.00	139,027.78	3,365.00	0.00
Local Governance Performance Management Program - Seal of Good Local Governance Incentive Fund (SGLG Fund)	310200100002000	0.00	231,000.00	231,000.00	0.00	0.00	0.00	231,000.00	231,000.00	0.00	55,500.00	35,064.58	20,251.00	110,815.58	0.00	55,500.00	35,064.58	16,886.00	107,450.58	0.00	120,184.42	3,365.00	0.00
MOOE		0.00	231,000.00	231,000.00	0.00	0.00	0.00	231,000.00	231,000.00	0.00	55,500.00	35,064.58	20,251.00	110,815.58	0.00	55,500.00	35,064.58	16,886.00	107,450.58	0.00	120,184.42	3,365.00	0.00
Project(s)		0.00	500,000.00	500,000.00	0.00	0.00	0.00	500,000.00	500,000.00	25,000.00	15,860.00	252,600.00	187,696.64	481,156.64	0.00	40,860.00	250,000.00	190,296.64	481,156.64	0.00	18,843.36	0.00	0.00
Locally-Funded Project(s)		0.00	500,000.00	500,000.00	0.00	0.00	0.00	500,000.00	500,000.00	25,000.00	15,860.00	252,600.00	187,696.64	481,156.64	0.00	40,860.00	250,000.00	190,296.64	481,156.64	0.00	18,843.36	0.00	0.00
Lupong Tagapamayapa Incentives Awards	310200200001000	0.00	330,000.00	330,000.00	0.00	0.00	0.00	330,000.00	330,000.00	25,000.00	15,860.00	252,600.00	32,400.00	325,860.00	0.00	40,860.00	250,000.00	35,000.00	325,860.00	0.00	4,140.00	0.00	0.00
MOOE		0.00	330,000.00	330,000.00	0.00	0.00	0.00	330,000.00	330,000.00	25,000.00	15,860.00	252,600.00	32,400.00	325,860.00	0.00	40,860.00	250,000.00	35,000.00	325,860.00	0.00	4,140.00	0.00	0.00
Bantay Korapsyon (BK)	310200200005000	0.00	170,000.00	170,000.00	0.00	0.00	0.00	170,000.00	170,000.00	0.00	0.00	0.00	155,296.64	155,296.64	0.00	0.00	0.00	155,296.64	155,296.64	0.00	14,703.36	0.00	0.00
MOOE		0.00	170,000.00	170,000.00	0.00	0.00	0.00	170,000.00	170,000.00	0.00	0.00	0.00	155,296.64	155,296.64	0.00	0.00	0.00	155,296.64	155,296.64	0.00	14,703.36	0.00	0.00
Sub-Total, Operations		230,129,000.00	27,316,225.00	257,445,225.00	230,129,000.00	0.00	0.00	27,316,225.00	257,445,225.00	52,687,692.44	66,805,689.77	52,009,229.26	78,587,662.95	250,090,274.42	52,586,707.22	66,889,911.09	52,005,109.49	75,082,308.03	246,564,035.83	0.00	7,354,950.58	3,526,238.59	0.00
PS		203,260,000.00	3,947,137.00	207,207,137.00	203,260,000.00	3,947,137.00	0.00	0.00	207,207,137.00	43,932,272.66	57,758,772.96	44,250,877.10	61,265,211.98	207,207,134.70	43,932,272.66	57,758,772.96	44,250,877.10	61,255,102.48	207,197,025.20	0.00	2.30	10,109.50	0.00
MOOE		24,628,000.00	23,369,088.00	47,997,088.00	24,628,000.00	(3,947,137.00)	0.00	27,316,225.00	47,997,088.00	8,755,419.78	9,046,916.81	6,312,969.16	17,270,550.97	41,385,556.72	8,654,434.56	9,131,138.13	6,308,549.39	13,775,305.55	37,869,427.63	0.00	6,611,531.28	3,516,129.09	0.00
FinEx (if Applicable)		0.00	0.00	0.00	0.00	0.00	0.00	0.00	0.00	0.00	0.00	0.00	0.00	0.00	0.00	0.00	0.00	0.00	0.00	0.00	0.00	0.00	0.00
CO		2,241,000.00	0.00	2,241,000.00	2,241,000.00	0.00	0.00	0.00	2,241,000.00	0.00	0.00	1,445,683.00	51,900.00	1,497,583.00	0.00	0.00	1,445,683.00	51,900.00	1,497,583.00	0.00	743,417.00	0.00	0.00
Sub-Total, I. Agency Specific Budget		230,129,000.00	55,408,680.58	285,537,680.58	230,129,000.00	0.00	0.00	55,408,680.58	285,537,680.58	54,509,785.52	71,262,593.90	59,131,964.15	89,931,470.98	274,835,814.55	54,408,800.30	71,342,815.22	59,131,844.38	85,750,612.24	270,634,072.14	0.00	10,701,866.03	4,201,742.41	0.00
PS		203,260,000.00	5,591,111.58	208,851,111.58	203,260,000.00	3,947,137.00	0.00	1,643,974.58	208,851,111.58	43,932,272.66	57,946,122.54	44,250,877.10	62,721,506.98	208,850,779.28	43,932,272.66	57,946,122.54	44,250,877.10	62,711,397.48	208,840,669.78	0.00	332.30	10,109.50	0.00
MOOE		24,628,000.00	49,817,569.00	74,445,569.00	24,628,000.00	(3,947,137.00)	0.00	53,764,706.00	74,445,569.00	10,577,512.86	13,316,471.36	13,435,404.05	27,158,064.00	64,487,452.27	10,476,527.64	13,396,692.68	13,435,284.28	22,987,314.76	60,295,819.36	0.00	9,958,116.73	4,191,632.91	0.00
FinEx (if Applicable)		0.00	0.00	0.00	0.00	0.00	0.00	0.00	0.00	0.00	0.00	0.00	0.00	0.00	0.00	0.00	0.00	0.00	0.00	0.00	0.00	0.00	0.00
CO		2,241,000.00	0.00	2,241,000.00	2,241,000.00	0.00	0.00	0.00	2,241,000.00	0.00	0.00	1,445,683.00	51,900.00	1,497,583.00	0.00	0.00	1,445,683.00	51,900.00	1,497,583.00	0.00	743,417.00	0.00	0.00
II. Automatic Appropriations		18,127,000.00	248,377.00	18,375,377.00	18,375,377.00	0.00	0.00	0.00	18,375,377.00	4,605,637.77	4,571,050.24	4,583,463.01	4,567,693.94	18,327,844.96	4,605,637.77	4,571,050.24	4,583,463.01	4,567,693.94	18,327,844.96	0.00	47,532.04	0.00	0.00
Specific Budgets of National Government Agencies		18,127,000.00	248,377.00	18,375,377.00	18,375,377.00	0.00	0.00	0.00	18,375,377.00	4,605,637.77	4,571,050.24	4,583,463.01	4,567,693.94	18,327,844.96	4,605,637.77	4,571,050.24	4,583,463.01	4,567,693.94	18,327,844.96	0.00	47,532.04	0.00	0.00
Retirement and Life Insurance Premiums		18,127,000.00	248,377.00	18,375,377.00	18,375,377.00	0.00	0.00	0.00	18,375,377.00	4,605,637.77	4,571,050.24	4,583,463.01	4,567,693.94	18,327,844.96	4,605,637.77	4,571,050.24	4,583,463.01	4,567,693.94	18,327,844.96	0.00	47,532.04	0.00	0.00
PS		18,127,000.00	248,377.00	18,375,377.00	18,375,377.00	0.00	0.00	0.00	18,375,377.00	4,605,637.77	4,571,050.24	4,583,463.01	4,567,693.94	18,327,844.96	4,605,637.77	4,571,050.24	4,583,463.01	4,567,693.94	18,327,844.96	0.00	47,532.04	0.00	0.00
Sub-total II. Automatic Appropriations		18,127,000.00	248,377.00	18,375,377.00	18,375,377.00	0.00	0.00	0.00	18,375,377.00	4,605,637.77	4,571,050.24	4,583,463.01	4,567,693.94	18,327,844.96	4,605,637.77	4,571,050.24	4,583,463.01	4,567,693.94	18,327,844.96	0.00	47,532.04	0.00	0.00
PS		18,127,000.00	248,377.00	18,375,377.00	18,375,377.00	0.00	0.00	0.00	18,375,377.00	4,605,637.77	4,571,050.24	4,583,463.01	4,567,693.94	18,327,844.96	4,605,637.77	4,571,050.24	4,583,463.01	4,567,693.94	18,327,844.96	0.00	47,532.04	0.00	0.00
MOOE		0.00	0.00	0.00	0.00	0.00	0.00	0.00	0.00	0.00	0.00	0.00	0.00	0.00	0.00	0.00	0.00	0.00	0.00	0.00	0.00	0.00	0.00
FinEx		0.00	0.00	0.00	0.00	0.00	0.00	0.00	0.00	0.00	0.00	0.00	0.00	0.00	0.00	0.00	0.00	0.00	0.00	0.00	0.00	0.00	0.00
CO		0.00	0.00	0.00	0.00	0.00	0.00	0.00	0.00	0.00	0.00	0.00	0.00	0.00	0.00	0.00	0.00	0.00	0.00	0.00	0.00	0.00	0.00
III. Special Purpose Fund		0.00	23,193,885.38	23,193,885.38	0.00	2,564,506.00	0.00	20,629,379.38	23,193,885.38	0.00	0.00	94,456.90	23,099,391.30	23,193,885.20	0.00	0.00	94,456.90	18,972,151.89	19,066,608.79	0.00	37.18	4,127,239.41	0.00
Pension and Gratuity Fund		0.00	14,716,176.98	14,716,176.98	0.00	0.00	0.00	14,716,176.98	14,716,176.98	0.00	0.00	94,456.90	14,621,682.90	14,716,139.80	0.00	0.00	94,456.90	10,512,095.79	10,606,552.69	0.00	37.18	4,109,587.11	0.00
PS		0.00	14,716,176.98	14,716,176.98	0.00	0.00	0.00	14,716,176.98	14,716,176.98	0.00	0.00	94,456.90	14,621,682.90	14,716,139.80	0.00	0.00	94,456.90	10,512,095.79	10,606,552.69	0.00	37.18	4,109,587.11	0.00
For payment of Personnel Benefits		0.00	8,477,708.40	8,477,708.40	0.00	2,564,506.00	0.00	5,913,202.40	8,477,708.40	0.00	0.00	0.00	8,477,708.40	8,477,708.40	0.00	0.00	0.00	8,460,056.10	8,460,056.10	0.00	0.00	17,652.30	0.00
PS		0.00	8,477,708.40	8,477,708.40	0.00	2,564,506.00	0.00	5,913,202.40	8,477,708.40	0.00	0.00	0.00	8,477,708.40	8,477,708.40	0.00	0.00	0.00	8,460,056.10	8,460,056.10	0.00	0.00	17,652.30	0.00

Department : Department of the Interior and Local Government (DILG)
 Agency/Entity : Office of the Secretary
 Operating Unit : Regional Office - II
 Organization Code(UACS) : 14 001 0300002
 Fund Cluster : 01 Regular Agency Fund
 (e.g. UACS Fund Cluster: 01-Regular Agency Fund, 02-Foreign Assisted Projects Fund, 03-Special Account-Locally Funded/Domestic Grants Fund, and 04-Special Account-Foreign Assisted/Foreign Grants Fund)

X Current Year Appropriations
 Supplemental Appropriations
 Continuing Appropriations

Particulars	UACS CODE	Appropriations		Allotments			Current Year Obligations							Current Year Disbursements				Balances						
		Authorized Appropriations	Adjustments (Transfer To/From, Modifications/Augmentations)	Adjusted Appropriations	Allotments Received	Adjustments (Reductions, Modifications / Augmentation)	Transfer To	Transfer From	Adjusted Total Allotments	1st Quarter Ending March 31	2nd Quarter Ending June 30	3rd Quarter Ending September 30	4th Quarter Ending December 31	TOTAL	1st Quarter Ending March 31	2nd Quarter Ending June 30	3rd Quarter Ending September 30	4th Quarter Ending December 31	TOTAL	Unreleased Appropriations	Unobligated Allotments	Unpaid Obligations(15-20)=(23+24)		
										10=(6+7)+8+9	11	12	13	14	15=(11+12+13+14)	16	17	18	19			20=(16+17+18+19)	21	22
Sub-Total III. Special Purpose Fund		0.00	23,193,885.38	23,193,885.38	0.00	2,564,506.00	0.00	20,629,379.38	23,193,885.38	0.00	0.00	94,456.90	23,099,391.30	23,193,848.20	0.00	0.00	94,456.90	18,972,151.89	19,066,608.79	0.00	37.18	4,127,239.41	0.00	
PS		0.00	23,193,885.38	23,193,885.38	0.00	2,564,506.00	0.00	20,629,379.38	23,193,885.38	0.00	0.00	94,456.90	23,099,391.30	23,193,848.20	0.00	0.00	94,456.90	18,972,151.89	19,066,608.79	0.00	37.18	4,127,239.41	0.00	
MOOE		0.00	0.00	0.00	0.00	0.00	0.00	0.00	0.00	0.00	0.00	0.00	0.00	0.00	0.00	0.00	0.00	0.00	0.00	0.00	0.00	0.00	0.00	0.00
FinEx		0.00	0.00	0.00	0.00	0.00	0.00	0.00	0.00	0.00	0.00	0.00	0.00	0.00	0.00	0.00	0.00	0.00	0.00	0.00	0.00	0.00	0.00	0.00
CO		0.00	0.00	0.00	0.00	0.00	0.00	0.00	0.00	0.00	0.00	0.00	0.00	0.00	0.00	0.00	0.00	0.00	0.00	0.00	0.00	0.00	0.00	0.00
IV. Reversion of the Unobligated Allotments charged against R.A. Nos. 11465 and 11484		0.00	0.00	0.00	0.00	0.00	0.00	0.00	0.00	0.00	0.00	0.00	0.00	0.00	0.00	0.00	0.00	0.00	0.00	0.00	0.00	0.00	0.00	0.00
GRAND TOTAL		248,256,000.00	78,850,942.96	327,106,942.96	248,504,377.00	2,564,506.00	0.00	76,038,059.96	327,106,942.96	59,115,423.29	75,833,644.14	63,809,884.06	117,598,556.22	316,357,507.71	59,014,438.07	75,913,865.46	63,809,764.29	109,290,458.07	308,028,525.89	0.00	10,749,435.25	8,328,981.82	0.00	
PS		221,387,000.00	29,033,373.96	250,420,373.96	221,635,377.00	6,511,643.00	0.00	22,273,353.96	250,420,373.96	48,537,910.43	62,517,172.78	48,928,797.01	90,388,592.22	250,372,472.44	48,537,910.43	62,517,172.78	48,928,797.01	86,251,243.31	246,235,123.53	0.00	47,901.52	4,137,348.91	0.00	
MOOE		24,628,000.00	49,817,569.00	74,445,569.00	24,628,000.00	(3,947,137.00)	0.00	53,764,706.00	74,445,569.00	10,577,512.86	13,316,471.36	13,435,404.05	27,158,064.00	64,487,452.27	10,476,527.64	13,396,692.68	13,435,284.28	22,987,314.76	60,295,819.36	0.00	9,958,116.73	4,191,632.91	0.00	
CO		2,241,000.00	0.00	2,241,000.00	2,241,000.00	0.00	0.00	0.00	2,241,000.00	0.00	0.00	1,445,683.00	51,900.00	1,497,583.00	0.00	0.00	1,445,683.00	51,900.00	1,497,583.00	0.00	743,417.00	0.00	0.00	

Recapitulation by OO:

I. Agency Specific Budget	230,129,000.00	29,880,731.00	260,009,731.00	230,129,000.00	2,564,506.00	0.00	27,316,225.00	260,009,731.00	52,687,692.44	66,805,689.77	52,009,229.26	78,587,662.95	250,090,274.42	52,586,707.22	66,889,911.09	52,005,109.49	75,082,308.03	246,564,035.83	0.00	9,919,456.58	3,526,238.59	0.00
LOCAL GOVERNMENT EMPOWERMENT PROGRAM	230,129,000.00	29,149,731.00	259,278,731.00	230,129,000.00	2,564,506.00	0.00	26,585,225.00	259,278,731.00	52,662,692.44	66,734,329.77	51,721,564.68	78,379,715.31	249,498,302.20	52,586,707.22	66,793,551.09	51,720,044.91	74,875,125.39	245,975,428.61	0.00	9,780,428.80	3,522,873.59	0.00
LOCAL GOVERNMENT PERFORMANCE OVERSIGHT AND RECOGNITION AND INCENTIVES PROGRAM	0.00	731,000.00	731,000.00	0.00	0.00	0.00	731,000.00	731,000.00	25,000.00	71,360.00	287,664.58	207,947.64	591,972.22	0.00	96,360.00	285,064.58	207,182.64	588,607.22	0.00	139,027.78	3,365.00	0.00

Certified Correct:

JAYSON P. VERZON, CPA
 AO V / BUDGET OFFICER

Date:

Certified Correct:

EMMA ADDUN-REYES, CPA
 CHIEF ACCOUNTANT

Date:

Approved By:

JONATHAN PAUL M. LEUSEN, JR. CESO III
 REGIONAL DIRECTOR

Date:

STATEMENT OF APPROPRIATIONS, ALLOTMENTS, OBLIGATIONS, DISBURSEMENTS AND BALANCES
As at the Quarter Ending December 31, 2022

Department : Department of the Interior and Local Government (DILG)
Agency/Entity : Office of the Secretary
Operating Unit : Regional Office - II
Organization Code (UACS) : 14 001 0300002
Fund Cluster : 01 Regular Agency Fund
(e.g. UACS Fund Cluster: 01-Regular Agency Fund, 02-Foreign Assisted Projects Fund, 03-Special Account-Locally Funded/Domestic Grants Fund, and 04-Special Account-Foreign Assisted/Foreign Grants Fund)

	Current Year Appropriations
	Supplemental Appropriations
X	Continuing Appropriations

Particulars	UACS CODE	Appropriations			Allotments						Current Year Obligations					Current Year Disbursements					Balances			
		Authorized Appropriations	Adjustments (Transfer To/From, Realignment)	Adjusted Appropriations	Allotments Received	Adjustment (Withdrawal, Realignmen t)	Transfer To	Transfer From	Adjusted Total Allotments	1st Quarter Ending March 31	2nd Quarter Ending June 30	3rd Quarter Ending September 30	4th Quarter Ending December 31	TOTAL	1st Quarter Ending March 31	2nd Quarter Ending June 30	3rd Quarter Ending September 30	4th Quarter Ending December 31	TOTAL	Unreleased Appropriati ons	Unobligated Allotments	Unpaid Obligations (15-20)-(23+24)		
																						Due and Demandable	Not Yet Due and Demandable	
1	2	3	4	5=(3+4)	6	7	8	9	10=(10+(-17)+8+9)	11	12	13	14	15=(11+12+13+14)	16	17	18	19	20=(16+17+18+19)	21=(5-10)	22=(10-15)	23	24	
I. Continuing Appropriations		33,597,010.31	215,765,067.00	249,362,077.31	33,597,010.31	0.00	0.00	215,765,067.00	249,362,077.31	21,208,632.81	2,858,451.83	2,037,580.06	219,763,372.40	245,868,037.10	11,903,350.31	11,982,198.33	2,134,336.06	195,207,616.86	221,227,501.56	0.00	3,494,040.21	139,019.77	24,501,515.77	
I. Agency Specific Budget		33,539,010.31	199,603,483.00	233,142,493.31	33,539,010.31	0.00	0.00	199,603,483.00	233,142,493.31	6,785,049.12	2,284,451.83	1,701,580.06	218,947,372.40	229,718,453.41	6,316,091.62	2,571,873.33	1,798,336.06	194,511,616.86	205,197,917.87	0.00	3,424,039.90	19,019.77	24,501,515.77	
Support to Operations	2000000000000000	3,352,160.47	610,000.00	3,962,160.47	3,352,160.47	0.00	0.00	610,000.00	3,962,160.47	1,627,053.42	859,310.80	403,981.94	997,099.05	3,887,445.21	1,627,053.42	859,310.80	368,721.94	1,027,159.05	3,882,245.21	0.00	74,715.26	5,200.00	0.00	
Development of policies, programs, and standards for local government capacity development and performance oversight	200000100001000	9,880.01	0.00	9,880.01	9,880.01	0.00	0.00	0.00	9,880.01	0.00	0.00	1,580.00	0.00	1,580.00	0.00	0.00	1,580.00	0.00	1,580.00	0.00	8,300.01	0.00	0.00	
MOOE		9,880.01	0.00	9,880.01	9,880.01	0.00	0.00	0.00	9,880.01	0.00	0.00	1,580.00	0.00	1,580.00	0.00	0.00	1,580.00	0.00	1,580.00	0.00	8,300.01	0.00	0.00	
Monitoring and Evaluation of Assistance to LGUs	200000100008000	3,342,280.46	610,000.00	3,952,280.46	3,342,280.46	0.00	0.00	610,000.00	3,952,280.46	1,627,053.42	859,310.80	402,401.94	997,099.05	3,885,865.21	1,627,053.42	859,310.80	367,141.94	1,027,159.05	3,880,665.21	0.00	66,415.25	5,200.00	0.00	
MOOE		3,342,280.46	610,000.00	3,952,280.46	3,342,280.46	0.00	0.00	610,000.00	3,952,280.46	1,627,053.42	859,310.80	402,401.94	997,099.05	3,885,865.21	1,627,053.42	859,310.80	367,141.94	1,027,159.05	3,880,665.21	0.00	66,415.25	5,200.00	0.00	
Sub-Total, Support to Operations		3,352,160.47	610,000.00	3,962,160.47	3,352,160.47	0.00	0.00	610,000.00	3,962,160.47	1,627,053.42	859,310.80	403,981.94	997,099.05	3,887,445.21	1,627,053.42	859,310.80	368,721.94	1,027,159.05	3,882,245.21	0.00	74,715.26	5,200.00	0.00	
PS		0.00	0.00	0.00	0.00	0.00	0.00	0.00	0.00	0.00	0.00	0.00	0.00	0.00	0.00	0.00	0.00	0.00	0.00	0.00	0.00	0.00	0.00	
MOOE		3,352,160.47	610,000.00	3,962,160.47	3,352,160.47	0.00	0.00	610,000.00	3,962,160.47	1,627,053.42	859,310.80	403,981.94	997,099.05	3,887,445.21	1,627,053.42	859,310.80	368,721.94	1,027,159.05	3,882,245.21	0.00	74,715.26	5,200.00	0.00	
FinEx (if Applicable)		0.00	0.00	0.00	0.00	0.00	0.00	0.00	0.00	0.00	0.00	0.00	0.00	0.00	0.00	0.00	0.00	0.00	0.00	0.00	0.00	0.00	0.00	
CO		0.00	0.00	0.00	0.00	0.00	0.00	0.00	0.00	0.00	0.00	0.00	0.00	0.00	0.00	0.00	0.00	0.00	0.00	0.00	0.00	0.00	0.00	
Operations	3000000000000000	30,186,849.84	198,993,483.00	229,180,332.84	30,186,849.84	0.00	0.00	198,993,483.00	229,180,332.84	5,157,995.70	1,425,141.03	1,297,598.12	217,950,273.35	225,831,008.20	4,689,038.20	1,712,562.53	1,429,614.12	193,484,457.81	201,315,672.66	0.00	3,349,324.64	13,819.77	24,501,515.77	
OO : Local Governance Improved		30,186,849.84	198,993,483.00	229,180,332.84	30,186,849.84	0.00	0.00	198,993,483.00	229,180,332.84	5,157,995.70	1,425,141.03	1,297,598.12	217,950,273.35	225,831,008.20	4,689,038.20	1,712,562.53	1,429,614.12	193,484,457.81	201,315,672.66	0.00	3,349,324.64	13,819.77	24,501,515.77	
LOCAL GOVERNMENT EMPOWERMENT PROGRAM		29,828,342.34	5,383,353.00	35,211,695.34	29,828,342.34	0.00	0.00	5,383,353.00	35,211,695.34	5,098,321.70	818,206.03	834,094.14	25,159,696.37	31,910,318.24	4,674,363.20	1,143,854.53	904,404.14	676,760.83	7,399,382.70	0.00	3,301,377.10	9,419.77	24,501,515.77	
Supervision and Development of Local Governments	310100100001000	0.50	0.00	0.50	0.50	0.00	0.00	0.00	0.50	0.00	0.00	0.00	0.00	0.00	0.00	0.00	0.00	0.00	0.00	0.00	0.50	0.00	0.00	
MOOE		0.50	0.00	0.50	0.50	0.00	0.00	0.00	0.50	0.00	0.00	0.00	0.00	0.00	0.00	0.00	0.00	0.00	0.00	0.00	0.50	0.00	0.00	
Strengthening of Peace and Orders Councils (POCs)	310100100002000	304,668.10	0.00	304,668.10	304,668.10	0.00	0.00	0.00	304,668.10	56,050.00	10,084.00	32,550.00	196,220.00	294,904.00	56,050.00	10,084.00	4,550.00	224,220.00	294,904.00	0.00	9,764.10	0.00	0.00	
MOOE		304,668.10	0.00	304,668.10	304,668.10	0.00	0.00	0.00	304,668.10	56,050.00	10,084.00	32,550.00	196,220.00	294,904.00	56,050.00	10,084.00	4,550.00	224,220.00	294,904.00	0.00	9,764.10	0.00	0.00	
Locally-Funded Project(s)		29,523,673.74	5,383,353.00	34,907,026.74	29,523,673.74	0.00	0.00	5,383,353.00	34,907,026.74	5,042,271.70	808,122.03	801,544.14	24,963,476.37	31,615,414.24	4,618,313.20	1,133,770.53	899,854.14	452,540.83	7,104,478.70	0.00	3,291,612.50	9,419.77	24,501,515.77	
Support for Local Governance Program	310100200004000	585,686.26	0.00	585,686.26	585,686.26	0.00	0.00	0.00	585,686.26	23,565.00	107,020.00	171,694.49	166,429.77	468,709.26	23,565.00	8,710.00	270,004.49	161,060.00	463,339.49	0.00	116,977.00	5,369.77	0.00	
MOOE		585,686.26	0.00	585,686.26	585,686.26	0.00	0.00	0.00	585,686.26	23,565.00	107,020.00	171,694.49	166,429.77	468,709.26	23,565.00	8,710.00	270,004.49	161,060.00	463,339.49	0.00	116,977.00	5,369.77	0.00	
Civil Society Organization/Peoples Participation Partnership Program	310100200005000	50,959.03	0.00	50,959.03	50,959.03	0.00	0.00	0.00	50,959.03	0.00	9,775.00	1,350.00	39,834.03	50,959.03	0.00	9,775.00	1,350.00	39,834.03	50,959.03	0.00	0.00	0.00	0.00	
MOOE		50,959.03	0.00	50,959.03	50,959.03	0.00	0.00	0.00	50,959.03	0.00	9,775.00	1,350.00	39,834.03	50,959.03	0.00	9,775.00	1,350.00	39,834.03	50,959.03	0.00	0.00	0.00	0.00	
Improve LGU competitiveness and Ease of Doing Business	310100200007000	880,002.60	0.00	880,002.60	880,002.60	0.00	0.00	0.00	880,002.60	403,155.50	430,693.18	28,380.00	17,773.92	880,002.60	390,650.00	443,198.68	28,380.00	17,773.92	880,002.60	0.00	0.00	0.00	0.00	
MOOE		880,002.60	0.00	880,002.60	880,002.60	0.00	0.00	0.00	880,002.60	403,155.50	430,693.18	28,380.00	17,773.92	880,002.60	390,650.00	443,198.68	28,380.00	17,773.92	880,002.60	0.00	0.00	0.00	0.00	
LAN, WAN and IP Telephony Expansion	310100200032000	1,000.00	0.00	1,000.00	1,000.00	0.00	0.00	0.00	1,000.00	0.00	1,000.00	0.00	0.00	1,000.00	0.00	1,000.00	0.00	0.00	1,000.00	0.00	0.00	0.00	0.00	
MOOE		1,000.00	0.00	1,000.00	1,000.00	0.00	0.00	0.00	1,000.00	0.00	1,000.00	0.00	0.00	1,000.00	0.00	1,000.00	0.00	0.00	1,000.00	0.00	0.00	0.00	0.00	
Enhanced Comprehensive Local Integration Program (E-CLIP)	310100200033000	0.00	4,342,902.00	4,342,902.00	0.00	0.00	0.00	4,342,902.00	4,342,902.00	3,751,000.00	0.00	393,502.00	0.00	4,144,502.00	3,751,000.00	0.00	393,502.00	0.00	4,144,502.00	0.00	198,400.00	0.00	0.00	
MOOE		0.00	4,342,902.00	4,342,902.00	0.00	0.00	0.00	4,342,902.00	4,342,902.00	3,751,000.00	0.00	393,502.00	0.00	4,144,502.00	3,751,000.00	0.00	393,502.00	0.00	4,144,502.00	0.00	198,400.00	0.00	0.00	

Department : Department of the Interior and Local Government (DILG)
 Agency/Entity : Office of the Secretary
 Operating Unit : Regional Office - II
 Organization Code (UACS) : 14 001 0300002
 Fund Cluster : 01 Regular Agency Fund
 (e.g. UACS Fund Cluster: 01-Regular Agency Fund, 02-Foreign Assisted Projects Fund, 03-Special Account-Locally Funded/Domestic Grants Fund, and 04-Special Account-Foreign Assisted/Foreign Grants Fund)


	Current Year Appropriations
	Supplemental Appropriations
X	Continuing Appropriations


Particulars	UACS CODE	Appropriations			Allotments			Current Year Obligations							Current Year Disbursements					Balances			
		Authorized Appropriations	Adjustments (Transfer To/From, Realignment)	Adjusted Appropriations	Allotments Received	Adjustments (Withdrawal)	Transfer To	Transfer From	Adjusted Total Allotments	1st Quarter Ending March 31	2nd Quarter Ending June 30	3rd Quarter Ending September 30	4th Quarter Ending December 31	TOTAL	1st Quarter Ending March 31	2nd Quarter Ending June 30	3rd Quarter Ending September 30	4th Quarter Ending December 31	TOTAL	Unreleased Appropriations	Unobligated Allotments	Unpaid Obligations (15-20)=(23+24)	
		3	4	5=(3+4)	6	7	8	9	10=(8+(-7)+9)	11	12	13	14	15=(11+12+13+14)	16	17	18	19	20=(16+17+18+19)	21=(5-10)	22=(10-15)	23	24
Capacitating LGUs on Resettlement Governance	310100200034000	114,638.43	0.00	114,638.43	114,638.43	0.00	0.00	0.00	114,638.43	6,333.33	0.00	0.00	33,755.09	40,088.42	6,333.33	0.00	0.00	33,755.09	40,088.42	0.00	74,550.01	0.00	0.00
MOOE		114,638.43	0.00	114,638.43	114,638.43	0.00	0.00	0.00	114,638.43	6,333.33	0.00	0.00	33,755.09	40,088.42	6,333.33	0.00	0.00	33,755.09	40,088.42	0.00	74,550.01	0.00	0.00
Philippine Anti-Illegal Drugs Strategy (PADS)	310100200054000	149,828.57	0.00	149,828.57	149,828.57	0.00	0.00	0.00	149,828.57	24,982.35	4,150.00	0.00	108,696.22	137,828.57	24,982.35	4,150.00	0.00	108,696.22	137,828.57	0.00	12,000.00	0.00	0.00
MOOE		149,828.57	0.00	149,828.57	149,828.57	0.00	0.00	0.00	149,828.57	24,982.35	4,150.00	0.00	108,696.22	137,828.57	24,982.35	4,150.00	0.00	108,696.22	137,828.57	0.00	12,000.00	0.00	0.00
Communicating for Perpetual end to Extreme violence and forming Alliance towards positive Change and Enriched communities (C4PEACE)	310100200055000	77,480.41	8,000.00	85,480.41	77,480.41	0.00	0.00	8,000.00	85,480.41	31,713.20	13,710.21	32,419.90	4,458.00	82,301.31	31,713.20	13,710.21	32,419.90	4,458.00	82,301.31	0.00	3,179.10	0.00	0.00
MOOE		77,480.41	8,000.00	85,480.41	77,480.41	0.00	0.00	8,000.00	85,480.41	31,713.20	13,710.21	32,419.90	4,458.00	82,301.31	31,713.20	13,710.21	32,419.90	4,458.00	82,301.31	0.00	3,179.10	0.00	0.00
Preventing and Countering Violent Extremism and Insurgency (PCVEI)	310100200059000	103,191.80	0.00	103,191.80	103,191.80	0.00	0.00	0.00	103,191.80	32,100.00	0.00	17,723.00	53,368.80	103,191.80	32,100.00	0.00	17,723.00	53,368.80	103,191.80	0.00	0.00	0.00	0.00
MOOE		103,191.80	0.00	103,191.80	103,191.80	0.00	0.00	0.00	103,191.80	32,100.00	0.00	17,723.00	53,368.80	103,191.80	32,100.00	0.00	17,723.00	53,368.80	103,191.80	0.00	0.00	0.00	0.00
LGU Information Management Program	310100200067000	137,097.81	12,000.00	149,097.81	137,097.81	0.00	0.00	12,000.00	149,097.81	79,272.41	27,780.18	11,854.30	2,666.97	121,573.86	79,272.41	27,780.18	11,854.30	2,666.97	121,573.86	0.00	27,523.95	0.00	0.00
MOOE		137,097.81	12,000.00	149,097.81	137,097.81	0.00	0.00	12,000.00	149,097.81	79,272.41	27,780.18	11,854.30	2,666.97	121,573.86	79,272.41	27,780.18	11,854.30	2,666.97	121,573.86	0.00	27,523.95	0.00	0.00
Construction of Provincial Offices and Improvement of Existing Facilities	310100200069000	27,285,219.52	0.00	27,285,219.52	27,285,219.52	0.00	0.00	0.00	27,285,219.52	0.00	0.00	0.00	24,501,515.77	24,501,515.77	0.00	0.00	0.00	0.00	24,501,515.77	0.00	2,783,703.75	0.00	24,501,515.77
CO		27,285,219.52	0.00	27,285,219.52	27,285,219.52	0.00	0.00	0.00	27,285,219.52	0.00	0.00	0.00	24,501,515.77	24,501,515.77	0.00	0.00	0.00	0.00	24,501,515.77	0.00	2,783,703.75	0.00	24,501,515.77
Support to COVID-19 Contact Tracing Operations	310100200070000	40,007.31	1,020,451.00	1,060,458.31	40,007.31	0.00	0.00	1,020,451.00	1,060,458.31	690,149.91	213,993.46	144,620.45	10,677.80	1,059,441.62	278,696.91	625,446.46	144,620.45	10,677.80	1,059,441.62	0.00	1,016.69	0.00	0.00
MOOE		40,007.31	1,020,451.00	1,060,458.31	40,007.31	0.00	0.00	1,020,451.00	1,060,458.31	690,149.91	213,993.46	144,620.45	10,677.80	1,059,441.62	278,696.91	625,446.46	144,620.45	10,677.80	1,059,441.62	0.00	1,016.69	0.00	0.00
Touch of Life Disaster Training and Equipment Assistance to various Non-NCR LGUs	310100200072000	98,562.00	0.00	98,562.00	98,562.00	0.00	0.00	0.00	98,562.00	0.00	0.00	0.00	24,300.00	24,300.00	0.00	0.00	0.00	20,250.00	20,250.00	0.00	74,262.00	4,050.00	0.00
MOOE		98,562.00	0.00	98,562.00	98,562.00	0.00	0.00	0.00	98,562.00	0.00	0.00	0.00	24,300.00	24,300.00	0.00	0.00	0.00	20,250.00	20,250.00	0.00	74,262.00	4,050.00	0.00
LOCAL GOVERNMENT PERFORMANCE OVERSIGHT AND RECOGNITION AND INCENTIVES PROGRAM		358,507.50	193,610,130.00	193,968,637.50	358,507.50	0.00	0.00	193,610,130.00	193,968,637.50	59,674.00	606,935.00	463,503.98	192,790,576.98	193,920,689.96	14,675.00	568,708.00	525,209.98	192,807,696.98	193,916,289.96	0.00	47,947.54	4,400.00	0.00
Local Governance Performance Management Program - Seal of Good Local Governance Incentive Fund (SGLG Fund)	310200100002000	316,100.00	192,957,400.00	193,273,500.00	316,100.00	0.00	0.00	192,957,400.00	193,273,500.00	59,674.00	564,782.00	171,475.00	192,439,249.91	193,235,180.91	14,675.00	526,555.00	254,701.00	192,434,849.91	193,230,780.91	0.00	38,319.09	4,400.00	0.00
MOOE		316,100.00	192,957,400.00	193,273,500.00	316,100.00	0.00	0.00	192,957,400.00	193,273,500.00	59,674.00	564,782.00	171,475.00	192,439,249.91	193,235,180.91	14,675.00	526,555.00	254,701.00	192,434,849.91	193,230,780.91	0.00	38,319.09	4,400.00	0.00
Locally-Funded Project(s)		42,407.50	652,730.00	695,137.50	42,407.50	0.00	0.00	652,730.00	695,137.50	0.00	42,153.00	292,028.98	351,327.07	685,509.05	0.00	42,153.00	270,508.98	372,847.07	685,509.05	0.00	9,628.45	0.00	0.00
Lupong Tagapamayapa Incentives Awards	310200200001000	15,777.50	130,000.00	145,777.50	15,777.50	0.00	0.00	130,000.00	145,777.50	0.00	27,088.00	49,137.24	60,523.81	136,749.05	0.00	27,088.00	27,617.24	82,043.81	136,749.05	0.00	9,028.45	0.00	0.00
MOOE		15,777.50	130,000.00	145,777.50	15,777.50	0.00	0.00	130,000.00	145,777.50	0.00	27,088.00	49,137.24	60,523.81	136,749.05	0.00	27,088.00	27,617.24	82,043.81	136,749.05	0.00	9,028.45	0.00	0.00
Bantay Korapsyon (BK)	310200200005000	26,630.00	522,730.00	549,360.00	26,630.00	0.00	0.00	522,730.00	549,360.00	0.00	15,065.00	242,891.74	290,803.26	548,760.00	0.00	15,065.00	242,891.74	290,803.26	548,760.00	0.00	600.00	0.00	0.00
MOOE		26,630.00	522,730.00	549,360.00	26,630.00	0.00	0.00	522,730.00	549,360.00	0.00	15,065.00	242,891.74	290,803.26	548,760.00	0.00	15,065.00	242,891.74	290,803.26	548,760.00	0.00	600.00	0.00	0.00
Sub-Total, Operations		30,186,849.84	198,993,483.00	229,180,332.84	30,186,849.84	0.00	0.00	198,993,483.00	229,180,332.84	5,157,995.70	1,425,141.03	1,297,598.12	217,950,273.35	225,831,008.20	4,689,038.20	1,712,562.53	1,429,614.12	193,484,457.81	201,315,672.66	0.00	3,349,324.64	13,819.77	24,501,515.77
PS		0.00	0.00	0.00	0.00	0.00	0.00	0.00	0.00	0.00	0.00	0.00	0.00	0.00	0.00	0.00	0.00	0.00	0.00	0.00	0.00	0.00	0.00
MOOE		2,901,630.32	198,993,483.00	201,895,113.32	2,901,630.32	0.00	0.00	198,993,483.00	201,895,113.32	5,157,995.70	1,425,141.03	1,297,598.12	193,448,757.58	201,329,492.43	4,689,038.20	1,712,562.53	1,429,614.12	193,484,457.81	201,315,672.66	0.00	565,620.89	13,819.77	0.00
FinEx (if Applicable)		0.00	0.00	0.00	0.00	0.00	0.00	0.00	0.00	0.00	0.00	0.00	0.00	0.00	0.00	0.00	0.00	0.00	0.00	0.00	0.00	0.00	0.00
CO		27,285,219.52	0.00	27,285,219.52	27,285,219.52	0.00	0.00	0.00	27,285,219.52	0.00	0.00	0.00	24,501,515.77	24,501,515.77	0.00	0.00	0.00	0.00	24,501,515.77	0.00	2,783,703.75	0.00	24,501,515.77
II. Special Purpose Fund		58,000.00	16,161,584.00	16,219,584.00	58,000.00	0.00	0.00	16,161,584.00	16,219,584.00	14,423,583.69	574,000.00	336,000.00	816,000.00	16,149,583.69	5,587,258.69	9,410,325.00	336,000.00	696,000.00	16,029,583.69	0.00	70,000.31	120,000.00	0.00
General Administration and Support	100000000000000	0.00	2,432,000.00	2,432,000.00	0.00	0.00	0.00	2,432,000.00	2,432,000.00	636,000.00	574,000.00	336,000.00	816,000.00	2,362,000.00	636,000.00	574,000.00	336,000.00	696,000.00	2,242,000.00	0.00	70,000.00	120,000.00	0.00
General Management and Supervision	100000100001000	0.00	2,432,000.00	2,432,000.00	0.00	0.00	0.00	2,432,000.00	2,432,000.00	636,000.00	574,000.00	336,000.00	816,000.00	2,362,000.00	636,000.00	574,000.00	336,000.00	696,000.00	2,242,000.00	0.00	70,000.00	120,000.00	0.00


Department : Department of the Interior and Local Government (DILG)
 Agency/Entity : Office of the Secretary
 Operating Unit : Regional Office - II
 Organization Code (UACS) : 14 001 0300002
 Fund Cluster : 01 Regular Agency Fund
 (e.g. UACS Fund Cluster: 01-Regular Agency Fund, 02-Foreign Assisted Projects Fund, 03-Special Account-Locally Funded/Domestic Grants Fund, and 04-Special Account-Foreign Assisted/Foreign Grants Fund)

	Current Year Appropriations
	Supplemental Appropriations
X	Continuing Appropriations

Particulars	UACS CODE	Appropriations			Allotments			Current Year Obligations					Current Year Disbursements					Balances					
		Authorized Appropriations	Adjustments (Transfer To/From, Realignment)	Adjusted Appropriations	Allotments Received	Adjustments (Withdrawal)	Transfer To	Transfer From	Adjusted Total Allotments	1st Quarter Ending March 31	2nd Quarter Ending June 30	3rd Quarter Ending September 30	4th Quarter Ending December 31	TOTAL	1st Quarter Ending March 31	2nd Quarter Ending June 30	3rd Quarter Ending September 30	4th Quarter Ending December 31	TOTAL	Unreleased Appropriations	Unobligated Allotments	Unpaid Obligations (15-20)+(23+24)	
		3	4	5=(3+4)	6	7	8	9	10=(8+9)	11	12	13	14	15=(11+12+13+14)	16	17	18	19	20=(16+17+18+19)	21=(5-10)	22=(10-15)	23	24
MOOE		0.00	2,432,000.00	2,432,000.00	0.00	0.00	0.00	2,432,000.00	2,432,000.00	636,000.00	574,000.00	336,000.00	816,000.00	2,362,000.00	636,000.00	574,000.00	336,000.00	696,000.00	2,242,000.00	0.00	70,000.00	120,000.00	0.00
Sub-Total, General Administration and Support		0.00	2,432,000.00	2,432,000.00	0.00	0.00	0.00	2,432,000.00	2,432,000.00	636,000.00	574,000.00	336,000.00	816,000.00	2,362,000.00	636,000.00	574,000.00	336,000.00	696,000.00	2,242,000.00	0.00	70,000.00	120,000.00	0.00
PS		0.00	0.00	0.00	0.00	0.00	0.00	0.00	0.00	0.00	0.00	0.00	0.00	0.00	0.00	0.00	0.00	0.00	0.00	0.00	0.00	0.00	0.00
MOOE		0.00	2,432,000.00	2,432,000.00	0.00	0.00	0.00	2,432,000.00	2,432,000.00	636,000.00	574,000.00	336,000.00	816,000.00	2,362,000.00	636,000.00	574,000.00	336,000.00	696,000.00	2,242,000.00	0.00	70,000.00	120,000.00	0.00
FinEx (If Applicable)		0.00	0.00	0.00	0.00	0.00	0.00	0.00	0.00	0.00	0.00	0.00	0.00	0.00	0.00	0.00	0.00	0.00	0.00	0.00	0.00	0.00	0.00
CO		0.00	0.00	0.00	0.00	0.00	0.00	0.00	0.00	0.00	0.00	0.00	0.00	0.00	0.00	0.00	0.00	0.00	0.00	0.00	0.00	0.00	0.00
Operations	3000000000000000	58,000.00	13,729,584.00	13,787,584.00	58,000.00	0.00	0.00	13,729,584.00	13,787,584.00	13,787,583.69	0.00	0.00	0.00	13,787,583.69	4,951,258.69	8,836,325.00	0.00	0.00	13,787,583.69	0.00	0.31	0.00	0.00
OO : Local Governance Improved		58,000.00	13,729,584.00	13,787,584.00	58,000.00	0.00	0.00	13,729,584.00	13,787,584.00	13,787,583.69	0.00	0.00	0.00	13,787,583.69	4,951,258.69	8,836,325.00	0.00	0.00	13,787,583.69	0.00	0.31	0.00	0.00
LOCAL GOVERNMENT EMPOWERMENT PROGRAM		58,000.00	13,729,584.00	13,787,584.00	58,000.00	0.00	0.00	13,729,584.00	13,787,584.00	13,787,583.69	0.00	0.00	0.00	13,787,583.69	4,951,258.69	8,836,325.00	0.00	0.00	13,787,583.69	0.00	0.31	0.00	0.00
Locally-Funded Project(s)		58,000.00	13,729,584.00	13,787,584.00	58,000.00	0.00	0.00	13,729,584.00	13,787,584.00	13,787,583.69	0.00	0.00	0.00	13,787,583.69	4,951,258.69	8,836,325.00	0.00	0.00	13,787,583.69	0.00	0.31	0.00	0.00
Support to COVID-19 Contact Tracing Operations	310100200070000	58,000.00	13,729,584.00	13,787,584.00	58,000.00	0.00	0.00	13,729,584.00	13,787,584.00	13,787,583.69	0.00	0.00	0.00	13,787,583.69	4,951,258.69	8,836,325.00	0.00	0.00	13,787,583.69	0.00	0.31	0.00	0.00
MOOE		58,000.00	13,729,584.00	13,787,584.00	58,000.00	0.00	0.00	13,729,584.00	13,787,584.00	13,787,583.69	0.00	0.00	0.00	13,787,583.69	4,951,258.69	8,836,325.00	0.00	0.00	13,787,583.69	0.00	0.31	0.00	0.00
Sub-Total, Operations		58,000.00	13,729,584.00	13,787,584.00	58,000.00	0.00	0.00	13,729,584.00	13,787,584.00	13,787,583.69	0.00	0.00	0.00	13,787,583.69	4,951,258.69	8,836,325.00	0.00	0.00	13,787,583.69	0.00	0.31	0.00	0.00
PS		0.00	0.00	0.00	0.00	0.00	0.00	0.00	0.00	0.00	0.00	0.00	0.00	0.00	0.00	0.00	0.00	0.00	0.00	0.00	0.00	0.00	0.00
MOOE		58,000.00	13,729,584.00	13,787,584.00	58,000.00	0.00	0.00	13,729,584.00	13,787,584.00	13,787,583.69	0.00	0.00	0.00	13,787,583.69	4,951,258.69	8,836,325.00	0.00	0.00	13,787,583.69	0.00	0.31	0.00	0.00
FinEx (If Applicable)		0.00	0.00	0.00	0.00	0.00	0.00	0.00	0.00	0.00	0.00	0.00	0.00	0.00	0.00	0.00	0.00	0.00	0.00	0.00	0.00	0.00	0.00
CO		0.00	0.00	0.00	0.00	0.00	0.00	0.00	0.00	0.00	0.00	0.00	0.00	0.00	0.00	0.00	0.00	0.00	0.00	0.00	0.00	0.00	0.00
GRAND TOTAL		33,597,010.31	215,765,067.00	249,362,077.31	33,597,010.31	0.00	0.00	215,765,067.00	249,362,077.31	21,208,632.81	2,858,451.83	2,037,580.06	219,763,372.40	245,868,037.10	11,903,350.31	11,982,198.33	2,134,336.06	195,207,616.86	221,227,501.56	0.00	3,494,040.21	139,019.77	24,501,515.77
PS		0.00	0.00	0.00	0.00	0.00	0.00	0.00	0.00	0.00	0.00	0.00	0.00	0.00	0.00	0.00	0.00	0.00	0.00	0.00	0.00	0.00	0.00
MOOE		6,311,790.79	215,765,067.00	222,076,857.79	6,311,790.79	0.00	0.00	215,765,067.00	222,076,857.79	21,208,632.81	2,858,451.83	2,037,580.06	195,261,856.63	221,366,521.33	11,903,350.31	11,982,198.33	2,134,336.06	195,207,616.86	221,227,501.56	0.00	710,336.46	139,019.77	0.00
FinEx (If Applicable)		0.00	0.00	0.00	0.00	0.00	0.00	0.00	0.00	0.00	0.00	0.00	0.00	0.00	0.00	0.00	0.00	0.00	0.00	0.00	0.00	0.00	0.00
CO		27,285,219.52	0.00	27,285,219.52	27,285,219.52	0.00	0.00	0.00	27,285,219.52	0.00	0.00	0.00	24,501,515.77	24,501,515.77	0.00	0.00	0.00	0.00	0.00	0.00	2,783,703.75	0.00	24,501,515.77

Certified Correct:

 JAYSON P. VERZÓN, CPA
 AO V / BUDGET OFFICER
 Date:

Certified Correct:

 EMMA ADDUN-REYES, CPA
 CHIEF ACCOUNTANT
 Date:

Approved By:

 JONATHAN PAUL M. LEUSEN, JR. CESO III
 REGIONAL DIRECTOR
 Date: