

SUMMARY OF APPROPRIATIONS, ALLOTMENTS, OBLIGATIONS, DISBURSEMENTS AND BALANCES BY OBJECT OF EXPENDITURES
As at the Quarter Ending September 30, 2023

Department : Department of the Interior and Local Government (DILG)
Agency/Entity : Office of the Secretary
Operating Unit : Regional Office - II
Organization Code (UACS) : 14 001 030002
Fund Cluster : 01 - Regular Agency Fund

Table with 2 columns: Selection box, Label (Current Year Appropriations, Supplemental Appropriations, Continuing Appropriations)

(e.g. UACS Fund Cluster: 01-Regular Agency Fund, 02-Foreign Assisted Projects Fund, 03-Special Account-Locally Funded/Domestic Grants Fund, and 04-Special Account-Foreign Assisted/Foreign Grants Fund)

Main data table with columns: Particulars, UACS CODE, Appropriations, Allotments, Obligations, Disbursements, Balances. Includes sub-totals for Personnel Services, Training and Scholarship Expenses, etc.


Department : Department of the Interior and Local Government (DILG)
 Agency/Entity : Office of the Secretary
 Operating Unit : Regional Office - II
 Organization Code (UACS) : 14 001 0300002
 Fund Cluster : 01 - Regular Agency Fund


X	Current Year Appropriations
	Supplemental Appropriations
	Continuing Appropriations


(e.g. UACS Fund Cluster: 01-Regular Agency Fund, 02-Foreign Assisted Projects Fund, 03-Special Account-Locally Funded/Domestic Grants Fund, and 04-Special Account-Foreign Assisted/Foreign Grants Fund)


Particulars	UACS CODE	Appropriations			Allotments			Obligations					Disbursements					Balances					
		Authorized Appropriations	Adjustments (Transfer To/From, Modifications/Augmentations)	Adjusted Appropriations	Allotments Received	Adjustments (Reductions, Modifications)	Transfer To	Transfer From	Adjusted Allotments	1st Quarter Ending March 31	2nd Quarter Ending June 30	3rd Quarter Ending September 30	4th Quarter Ending December 31	Total	1st Quarter Ending March 31	2nd Quarter Ending June 30	3rd Quarter Ending September 30	4th Quarter Ending December 31	Total	Unreleased Appropriations	Unobligated Allotments	Unpaid Obligations (15-20) Due and Demandable	Unpaid Obligations (23+24) Due and Demandable
1	2	3	4	5=(3+4)	6	7	8	9	10=[(6+(-)7)-8+9]	11	12	13	14	15=(11+12+13+14)	16	17	18	19	20=(16+17+18+19)	21=(5-10)	22=(10-15)	23	24
Pension and Gratuity Fund		0.00	10,343,496.55	10,343,496.55	0.00	0.00	0.00	10,343,496.55	10,343,496.55	2,569,220.41	5,149,713.59	2,624,562.55	0.00	10,343,496.55	2,569,220.41	5,149,713.59	2,624,562.55	0.00	10,343,496.55	0.00	0.00	0.00	0.00
Other Personnel Benefits	5010400000	0.00	10,343,496.55	10,343,496.55	0.00	0.00	0.00	10,343,496.55	10,343,496.55	2,569,220.41	5,149,713.59	2,624,562.55	0.00	10,343,496.55	2,569,220.41	5,149,713.59	2,624,562.55	0.00	10,343,496.55	0.00	0.00	0.00	0.00
Other Personnel Benefits		0.00	10,343,496.55	10,343,496.55	0.00	0.00	0.00	10,343,496.55	10,343,496.55	2,569,220.41	5,149,713.59	2,624,562.55	0.00	10,343,496.55	2,569,220.41	5,149,713.59	2,624,562.55	0.00	10,343,496.55	0.00	0.00	0.00	0.00
Terminal Leave Benefits - Civilian	5010403001	0.00	9,141,987.82	9,141,987.82	0.00	0.00	0.00	9,141,987.82	9,141,987.82	2,517,525.79	4,128,243.63	2,496,218.40	0.00	9,141,987.82	2,517,525.79	4,128,243.63	2,496,218.40	0.00	9,141,987.82	0.00	0.00	0.00	0.00
Other Personnel Benefits	5010499099	0.00	1,201,508.73	1,201,508.73	0.00	0.00	0.00	1,201,508.73	1,201,508.73	51,694.62	1,021,469.96	128,344.15	0.00	1,201,508.73	51,694.62	1,021,469.96	128,344.15	0.00	1,201,508.73	0.00	0.00	0.00	0.00
GRAND TOTAL		255,354,000.00	56,266,614.77	311,620,614.77	255,354,000.00	0.00	0.00	56,266,614.77	311,620,614.77	66,003,376.66	87,943,536.16	67,329,409.81	0.00	221,276,322.63	65,425,309.30	87,264,775.31	68,502,442.55	0.00	221,192,527.16	0.00	90,744,292.14	83,795.47	0.00

This report was generated using the Unified Reporting System on October 23, 2023 11:14 AM; Status: SUBMITTED

Certified Correct:

 JAYSON P. VERZÓN
 Budget Officer III

Certified Correct:

 EMMA A. REYES
 Accounting III

Recommending Approval By:

 E. B. SALUDEZ
 Chief Administrative Officer

Approved By:

 AGNES A. DE LEON-CESINA
 Regional Director

Date: _____


Department : Department of the Interior and Local Government (DILG)
 Agency/Entity : Office of the Secretary
 Operating Unit : Regional Office - II
 Organization Code (UACS) : 14 001 0300002
 Fund Cluster : 01 - Regular Agency Fund


	Current Year Appropriations
	Supplemental Appropriations
X	Continuing Appropriations


(e.g. UACS Fund Cluster: 01-Regular Agency Fund, 02-Foreign Assisted Projects Fund, 03-Special Account-Locally Funded/Domestic Grants Fund, and 04-Special Account-Foreign Assisted/Foreign Grants Fund)

Particulars	UACS CODE	Appropriations			Allotments					Obligations					Disbursements					Balances			
		Authorized Appropriations	Adjustments (Transfer To/From, Modifications/Augmentations)	Adjusted Appropriations	Allotments Received	Adjustments (Reductions, Modifications/Augmentations)	Transfer To	Transfer From	Adjusted Allotments	1st Quarter Ending March 31	2nd Quarter Ending June 30	3rd Quarter Ending September 30	4th Quarter Ending December 31	Total	1st Quarter Ending March 31	2nd Quarter Ending June 30	3rd Quarter Ending September 30	4th Quarter Ending December 31	Total	Unreleased Appropriations	Unobligated Allotments	Unpaid Obligations (15-20)=(23+24)	
1	2	3	4	5=(3+4)	6	7	8	9	10=[(6+(-)7)-8+9]	11	12	13	14	15=(11+12+13+14)	16	17	18	19	20=(16+17+18+19)	21=(5-10)	22=(10-15)	23	24
Other Maintenance and Operating Expenses		700,605.47	120,000.00	820,605.47	700,605.47	0.00	0.00	120,000.00	820,605.47	80,654.31	203,398.85	50,101.61	0.00	334,154.77	69,514.31	200,018.85	64,621.61	0.00	334,154.77	0.00	486,450.70	0.00	0.00
Printing and Publication Expenses	5029902000	281,817.70	0.00	281,817.70	281,817.70	0.00	0.00	0.00	281,817.70	14,768.70	172,420.00	129.00	0.00	187,317.70	3,628.70	183,560.00	129.00	0.00	187,317.70	0.00	94,500.00	0.00	0.00
Transportation and Delivery Expenses	5029904000	53,935.50	0.00	53,935.50	53,935.50	0.00	0.00	0.00	53,935.50	0.00	0.00	15,815.00	0.00	15,815.00	0.00	0.00	15,815.00	0.00	15,815.00	0.00	38,120.50	0.00	0.00
Rent/Lease Expenses	5029905000	248,400.60	0.00	248,400.60	248,400.60	0.00	0.00	0.00	248,400.60	50,527.78	0.00	15,690.00	0.00	66,217.78	50,527.78	0.00	15,690.00	0.00	66,217.78	0.00	182,182.82	0.00	0.00
Rents - Motor Vehicles	5029905003	148,400.60	0.00	148,400.60	148,400.60	0.00	0.00	0.00	148,400.60	50,527.78	0.00	15,690.00	0.00	66,217.78	50,527.78	0.00	15,690.00	0.00	66,217.78	0.00	82,182.82	0.00	0.00
Rents - Equipment	5029905004	100,000.00	0.00	100,000.00	100,000.00	0.00	0.00	0.00	100,000.00	0.00	0.00	0.00	0.00	0.00	0.00	0.00	0.00	0.00	0.00	0.00	100,000.00	0.00	0.00
Subscription Expenses	5029907000	116,451.67	120,000.00	236,451.67	116,451.67	0.00	0.00	120,000.00	236,451.67	15,357.83	30,978.85	18,467.61	0.00	64,804.29	15,357.83	16,458.85	32,987.61	0.00	64,804.29	0.00	171,647.38	0.00	0.00
ICT Software Subscription	5029907001	116,451.67	120,000.00	236,451.67	116,451.67	0.00	0.00	120,000.00	236,451.67	15,357.83	30,978.85	18,467.61	0.00	64,804.29	15,357.83	16,458.85	32,987.61	0.00	64,804.29	0.00	171,647.38	0.00	0.00
Capital Outlays		743,417.00	763,000.00	1,506,417.00	743,417.00	0.00	0.00	763,000.00	1,506,417.00	0.00	0.00	565,900.00	0.00	565,900.00	0.00	0.00	565,900.00	0.00	565,900.00	0.00	940,517.00	0.00	0.00
Property, Plant and Equipment Outlay		743,417.00	763,000.00	1,506,417.00	743,417.00	0.00	0.00	763,000.00	1,506,417.00	0.00	0.00	565,900.00	0.00	565,900.00	0.00	0.00	565,900.00	0.00	565,900.00	0.00	940,517.00	0.00	0.00
Machinery and Equipment Outlay	5060405000	48,100.00	763,000.00	811,100.00	48,100.00	0.00	0.00	763,000.00	811,100.00	0.00	0.00	0.00	0.00	0.00	0.00	0.00	0.00	0.00	0.00	0.00	811,100.00	0.00	0.00
Information and Communication Technology	5060405003	0.00	643,000.00	643,000.00	0.00	0.00	0.00	643,000.00	643,000.00	0.00	0.00	0.00	0.00	0.00	0.00	0.00	0.00	0.00	0.00	0.00	643,000.00	0.00	0.00
ICT Software	5060405015	0.00	120,000.00	120,000.00	0.00	0.00	0.00	120,000.00	120,000.00	0.00	0.00	0.00	0.00	0.00	0.00	0.00	0.00	0.00	0.00	0.00	120,000.00	0.00	0.00
Other Machinery and Equipment	5060405099	48,100.00	0.00	48,100.00	48,100.00	0.00	0.00	0.00	48,100.00	0.00	0.00	0.00	0.00	0.00	0.00	0.00	0.00	0.00	0.00	0.00	48,100.00	0.00	0.00
Transportation Equipment Outlay	5060406000	4,317.00	0.00	4,317.00	4,317.00	0.00	0.00	0.00	4,317.00	0.00	0.00	0.00	0.00	0.00	0.00	0.00	0.00	0.00	0.00	0.00	4,317.00	0.00	0.00
Motor Vehicles	5060406001	4,317.00	0.00	4,317.00	4,317.00	0.00	0.00	0.00	4,317.00	0.00	0.00	0.00	0.00	0.00	0.00	0.00	0.00	0.00	0.00	0.00	4,317.00	0.00	0.00
Furniture, Fixtures and Books Outlay	5060407000	691,000.00	0.00	691,000.00	691,000.00	0.00	0.00	0.00	691,000.00	0.00	0.00	565,900.00	0.00	565,900.00	0.00	0.00	565,900.00	0.00	565,900.00	0.00	125,100.00	0.00	0.00
Furniture and Fixtures	5060407001	691,000.00	0.00	691,000.00	691,000.00	0.00	0.00	0.00	691,000.00	0.00	0.00	565,900.00	0.00	565,900.00	0.00	0.00	565,900.00	0.00	565,900.00	0.00	125,100.00	0.00	0.00
II. SPECIAL PURPOSE FUND		0.00	1,782,000.00	1,782,000.00	0.00	0.00	0.00	1,782,000.00	1,782,000.00	564,000.00	394,000.00	824,000.00	0.00	1,782,000.00	564,000.00	394,000.00	824,000.00	0.00	1,782,000.00	0.00	0.00	0.00	0.00
Maintenance and Other Operating Expenses		0.00	1,782,000.00	1,782,000.00	0.00	0.00	0.00	1,782,000.00	1,782,000.00	564,000.00	394,000.00	824,000.00	0.00	1,782,000.00	564,000.00	394,000.00	824,000.00	0.00	1,782,000.00	0.00	0.00	0.00	0.00
Financial Assistance/Subsidy		0.00	1,782,000.00	1,782,000.00	0.00	0.00	0.00	1,782,000.00	1,782,000.00	564,000.00	394,000.00	824,000.00	0.00	1,782,000.00	564,000.00	394,000.00	824,000.00	0.00	1,782,000.00	0.00	0.00	0.00	0.00
Subsidies - Others	5021499000	0.00	1,782,000.00	1,782,000.00	0.00	0.00	0.00	1,782,000.00	1,782,000.00	564,000.00	394,000.00	824,000.00	0.00	1,782,000.00	564,000.00	394,000.00	824,000.00	0.00	1,782,000.00	0.00	0.00	0.00	0.00
GRAND TOTAL		10,701,533.73	3,686,281.00	14,387,814.73	10,701,533.73	0.00	0.00	3,686,281.00	14,387,814.73	5,358,906.96	3,103,144.89	2,624,053.42	0.00	11,086,105.27	4,725,883.96	3,550,069.48	2,806,898.35	0.00	11,082,851.79	0.00	3,301,709.46	3,253.48	0.00

This report was generated using the Unified Reporting System on October 23, 2023 11:14 AM. Status : SUBMITTED

Certified Correct:

 JAYSON P. VERZÓN
 Budget Officer-III

Certified Correct:

 EMMA A. REYES
 Accountant III

Recommending Approval By:

 IVOR B. SALUDEZ
 Chief Administrative Officer

Approved By:

 AGNES A. DE LEON, GESO V
 Regional Director

Date:

Date:

Date:

Date: