

STATEMENT OF APPROPRIATIONS, ALLOTMENTS, OBLIGATIONS, DISBURSEMENTS AND BALANCES
As of June 30, 2021

Department: Department of the Interior and Local Government
Region/Province/City: Region 02, Tuguegarao City
Fund: 101

	Current Year Appropriations
	Supplemental Appropriations
	Continuing Appropriations

Particulars	LIACS CODE	Appropriations			Allotments			Current Year Obligations				
		Authorized Appropriation	Adjustments	Adjusted Appropriations	Allotments Received	Transfer From	Adjusted Total Allotments	1st Quarter ending March 31	2nd Quarter ending June 30	3rd Quarter ending Sept. 30	4th Quarter ending Dec. 31	Total
1	2	3	4	5=(3+4)	6	9	10=[(6+(-)7)-8+9]	11	12	13	14	15=(11+12+13+14)
I. AGENCY SPECIFIC BUDGET												
Operations												
Regular Appropriation												
Personnel Services		195,600,000.00	-	195,600,000.00	195,600,000.00		195,600,000.00	42,013,625.09	55,907,043.48			97,920,668.55
Maintenance & Other Operating Expenses		24,219,000.00		24,219,000.00	24,219,000.00		24,219,000.00	3,752,556.43	3,620,707.83			7,373,264.26
POC		409,000.00		409,000.00	409,000.00		409,000.00	-	9,632.00			9,632.00
TOTAL REGULAR APPROPRIATION		220,228,000.00	-	220,228,000.00	220,228,000.00	-	220,228,000.00	45,766,181.52	59,537,383.29	-	-	105,303,564.81
Centrally-Managed Funds												
Maintenance & Other Operating Expenses:												
SLGP	310100200004000		1,171,825.00	1,171,825.00		1,171,825.00	1,171,825.00	324,882.84	268,070.58			592,953.42
Lupong Tagapamayapa Incentives and Awards(LTIA)	310200200001000		422,000.00	422,000.00		422,000.00	422,000.00	177,000.00	-			177,000.00
LGU Information Management Program	3101002000067000		681,213.00	681,213.00		681,213.00	681,213.00	111,258.52	513,119.85			624,378.37
LAN, WAN and IP Telephony Expansion	3101002000032000		524,168.00	524,168.00		524,168.00	524,168.00	-	15,300.00			15,300.00
Administration of Personnel Benefits	100000100002000		1,442,348.05	1,442,348.05		1,442,348.05	1,442,348.05	1,372,894.90	69,453.15			1,442,348.05
Enhanced Comprehensive Local Integration Program (ECLIP)	3101002000033000		7,236,000.00	7,236,000.00		7,236,000.00	7,236,000.00	6,340,000.00	896,000.00			7,236,000.00
Communicating for Perpetual End to Extreme Violence and Forming Alliance Towards Positive Change and	3101002000059000		3,070,000.00	3,070,000.00		3,070,000.00	3,070,000.00	2,776,620.71	26,931.27			2,803,551.98
Monitoring and Evaluation of Assistance to LGUs	200000100008000		18,389,621.00	18,389,621.00		18,389,621.00	18,389,621.00	1,838,255.94	3,752,995.65			5,591,251.59
Civil Society Organization/Peoples Participation Partnership Program	310100200005000		648,500.00	648,500.00		648,500.00	648,500.00	-	397,590.00			397,590.00
General Management and Supervision- Pension and Gratuity Fund	100000100001000		2,284,207.44	2,284,207.44		2,284,207.44	2,284,207.44	2,284,207.44	-			2,284,207.44
Philippine Anti-Illegal Drugs Strategy	3101002000054000		1,358,245.10	1,358,245.10		1,358,245.10	1,358,245.10	14,069.81	773,957.32			788,027.13
Development of Policies, Programs, and Standards for Local Government Capacity Development and Perform	200000100001000		530,000.00	530,000.00		530,000.00	530,000.00	30,245.84	63,803.36			94,049.22
Preventing and Countering Violent Extremism and Insurgency (PCVEI)	3101002000059000		68,650.00	68,650.00		68,650.00	68,650.00	-	-			-
Improve LGU Competitiveness and Ease of Doing Business (ECDB)	310100200007000		650,520.00	650,520.00		650,520.00	650,520.00	-	130,000.00			130,000.00
Seal of Good Local Governance (SGLG)	310200100002000		559,000.00	559,000.00		559,000.00	559,000.00	-	-			-
Bantay Korapsyon (BK)	310200200005000		30,000.00	30,000.00		30,000.00	30,000.00	-	25,250.00			25,250.00
TOTAL CENTRALLY-MANAGED FUNDS		-	39,066,297.59	39,066,297.59	-	39,066,297.59	39,066,297.59	15,069,434.00	6,932,471.20	-	-	22,001,905.20
II. AUTOMATIC APPROPRIATIONS												
RLIP		17,464,000.00	-	17,464,000.00	17,464,000.00		17,464,000.00	4,319,662.09	4,479,910.94			8,799,573.03
Sub-Total Automatic Appropriations		17,464,000.00	-	17,464,000.00	17,464,000.00	-	17,464,000.00	4,319,662.09	4,479,910.94	-	-	8,799,573.03
TOTAL		237,692,000.00	39,066,297.59	276,758,297.59	237,692,000.00	39,066,297.59	276,758,297.59	85,155,277.61	70,949,765.43	-	-	136,105,043.04

STATEMENT OF APPROPRIATIONS, ALLOTMENTS, OBLIGATIONS, DISBURSEMENTS AND BALANCES
As of June 30, 2021


Department: Department of the Interior and Local Government
Region/Province/City: Region 02, Tuguegarao City
Fund: 101

	Current Year Appropriations
	Supplemental Appropriations
	Continuing Appropriations

Particulars	Current Year Disbursements					Total	Unreleased Appropriation	Unobligated Allotment	Balances	
	1st Quarter ending March 31	2nd Quarter ending June 30	3rd Quarter ending Sept. 30	4th Quarter ending Dec. 31	Unpaid Obligations (15-20) = (23+24)				Due and demandable	Not yet due and demandable
	16	17	18	19						
I. AGENCY SPECIFIC BUDGET										
Operations										
Regular Appropriation										
Personnel Services	42,004,125.00	55,916,543.46			97,920,668.55		97,679,331.46			
Maintenance & Other Operating Expenses	3,697,636.68	3,668,496.33			7,366,136.01		16,845,735.74		7,126.25	
POC		9,632.00			9,632.00		399,368.00			
TOTAL REGULAR APPROPRIATION	45,701,764.77	59,594,671.79			105,296,436.56		114,924,435.19		7,126.25	
Centrally-Managed Funds										
Maintenance & Other Operating Expenses:										
SLGP	324,882.84	268,070.58			592,953.42		578,871.58			
Lupong Tagapamayapa Incentives and Awards(LTIA)	177,000.00				177,000.00		245,000.00			
LGU Information Management Program	111,256.52	513,119.85			624,376.37		56,836.63			
LAN, WAN and IP Telephony Expansion		15,300.00			15,300.00		508,868.00			
Administration of Personnel Benefits	1,372,894.90	69,453.15			1,442,348.05		0.00			
Enhanced Comprehensive Local Integration Program (ECLIP)	6,340,000.00	896,000.00			7,236,000.00		0.00			
Communicating for Perpetual End to Extreme Violence and Forming Alliance Towards Positive Change and	2,778,620.71	26,931.27			2,805,551.98		264,448.02			
Monitoring and Evaluation of Assistance to LGUs	1,636,255.94	3,751,495.65			5,387,751.59		13,000,369.41		1,500.00	
Civil Society Organization/Peoples Participation Partnership Program		397,500.00			397,500.00		250,910.00			
General Management and Supervision- Pension and Gratuity Fund	2,284,207.44				2,284,207.44		0.00			
Philippine Anti-Illegal Drugs Strategy	14,069.81	773,957.32			788,027.13		570,217.97			
Development of Policies, Programs, and Standards for Local Government Capacity Development and Perform	30,245.84	63,803.38			94,049.22		435,950.78			
Preventing and Countering Violent Extremism and Insurgency (PCVEI)							68,650.00			
Improve LGU Competitiveness and Ease of Doing Business (EODB)		130,000.00			130,000.00		520,520.00			
Seal of Good Local Governance (SGLG)							569,000.00			
Bantay Korapsyon (BK)		25,250.00			25,250.00		4,750.00			
							0.00			
TOTAL CENTRALLY-MANAGED FUNDS	15,969,434.00	6,930,971.20			22,000,405.20		17,064,392.39		1,500.00	
II. AUTOMATIC APPROPRIATIONS										
RLIP	3,835,291.11	4,964,281.92			8,799,573.03		8,664,426.97			
Sub-Total Automatic Appropriations	3,835,291.11	4,964,281.92			8,799,573.03		8,664,426.97			
TOTAL	64,606,489.88	71,489,924.91			136,096,414.79		140,653,254.55		8,628.25	

Certified Correct:

JAYSON B. VERZON
AO VBudget Officer III

Certified Correct:

EMMA ADDUN-REYES
Chief Accountant

Approved by:

JONATHAN PAUL M. LEUSEN, JR., CESO III
Regional Director

Date:

Date:

Date:

STATEMENT OF APPROPRIATIONS, ALLOTMENTS, OBLIGATIONS, DISBURSEMENTS AND BALANCES
As of June 30, 2021

Department: Department of the Interior and Local Government
Region/Province/City: Region 02, Tuguegarao City
Fund: 101

	Current Year Appropriations
	Supplemental Appropriations
	Continuing Appropriations

Particulars	UACS CODE	Appropriations			Allotments				Current Year Obligations					
		Authorized Appropriation	Adjustments	Adjusted Appropriations	Allotments Received	Adjustments Withdrawal, Resign	Transfer To	Transfer From	Adjusted Total Allotments	1st Quarter ending March 31	2nd Quarter ending June 30	3rd Quarter ending Sept. 30	4th Quarter ending Dec. 31	Total
1	2	3	4	5=(3+4)	6	7	8	9	10=[(6+7)+8+9]	11	12	13	14	15=(11+12+13+14)
I. AGENCY SPECIFIC BUDGET														
Operations														
Regular Appropriation														
PS		-	-	0.00		0.00			-	-	-	-	-	-
MOOE		-	-	0.00		0.00			-	-	-	-	-	-
Capital Outlay		-	-	0.00		0.00			-	-	-	-	-	-
POC		-	-	0.00		0.00			-	-	-	-	-	-
TOTAL REGULAR APPROPRIATION		-	-	-		-			-	-	-	-	-	-
Centrally-Managed Funds														
Maintenance & Other Operating Expenses														
General Management Supervision - Support for Infra Projects and Social Programs + BAYANIHAN TO RECOVER AS ONE ACT	100000100001000		4,590,151.97	4,590,151.97				4,590,151.97	4,590,151.97	2,377,891.52	927,178.00			3,305,069.52
General Management Supervision - BAYANIHAN TO RECOVER AS ONE ACT	100000100001000		34,227,845.00	34,227,845.00				34,227,845.00	34,227,845.00	31,797,047.66	205,555.32			32,002,602.98
Communicating for Perpetual End to Extreme Violence and Forming Alliance Towards Positive Change and Enriched Communities (CAPEACE)	310100200055000		271,560.00	271,560.00				271,560.00	271,560.00	9,800.00	98,050.00			108,850.00
Development of Policies, Programs, and Standards for Local Government Capacity Development and Performance Oversight	200000100001000		223,581.40	223,581.40				223,581.40	223,581.40	10,493.25	44,550.72			55,044.01
Improve LGU Competitiveness and Ease of Doing Business	310100200026000		79,995.00	79,995.00				79,995.00	79,995.00	-	-			-
Enhancement of Barangay Information System	310100200023000		139,950.22	139,950.22				139,950.22	139,950.22	139,950.22	-			139,950.22
Enhanced Comprehensive Local Integration Program (ECLIP)	310100200033000		70,000.00	70,000.00				70,000.00	70,000.00	-	15,000.00			15,000.00
General Management Supervision -REGULAR AGENCY BUDGET	100000100001000		2,121,150.00	2,121,150.00				2,121,150.00	2,121,150.00	-	401,950.00			401,950.00
LAN, WAN and IP Telephony Expansion	310100200032000		211,000.00	211,000.00				211,000.00	211,000.00	-	10,000.00			10,000.00
Development and Enhancement of LGU 201 Profile System	310100200022000		198,075.66	198,075.66				198,075.66	198,075.66	13,237.58	24,779.18			38,016.74
Lupong Tagapamayapa Incentives and Awards(LTIA)	310200200091000		30,415.00	30,415.00				30,415.00	30,415.00	7,350.00	-			7,350.00
Philippine Anti-Illegal Drugs Strategy	310100200054000		308,101.55	308,101.55				308,101.55	308,101.55	42,101.55	-			42,101.55
Local Governance Performance Management Program-Performance-Based Challenge F	310200100001000		46,200.00	46,200.00				46,200.00	46,200.00	18,000.00	10,640.00			28,640.00
Preventing and Countering Violent Extremism and Insurgency (PCVEI)	310100200059000		640,907.00	640,907.00				640,907.00	640,907.00	23,711.00	22,145.95			45,856.95
Support for the Assistance to Municipalities	310100200035000		2,786,933.18	2,786,933.18				2,786,933.18	2,786,933.18	352,277.84	1,409,199.70			1,761,477.54
Support for the Conditional Matching Grant to Provinces	310100200036000		796,869.94	796,869.94				796,869.94	796,869.94	33,459.75	74,310.80			107,770.55
Support for Local Governance Program (SLGP)	310100200004000		1,496,372.32	1,496,372.32				1,496,372.32	1,496,372.32	186,191.32	2,882.00			189,073.32
Support for Potable Water Supply	310100200037000		240,177.06	240,177.06				240,177.06	240,177.06	60,846.95	123,350.00			184,196.95
Bantay Korapsyon (BK)	310200200005000		1,995,806.00	1,995,806.00				1,995,806.00	1,995,806.00	295,445.95	403,387.25			698,833.20
General Management and Supervision-Barangay Officials Death Benefits Fund	100000100001000		776,000.00	776,000.00				776,000.00	776,000.00	202,000.00	574,000.00			776,000.00
Anti-Illegal Drugs Information System (AIDS) 2020	310100200025000		30,000.00	30,000.00				30,000.00	30,000.00	-	30,000.00			30,000.00
M&E - Conditional Matching Grant to Provinces	200000100005000		2,500,000.00	2,500,000.00				2,500,000.00	2,500,000.00	-	-			-
Civil Society Organization/Peoples Participation Partnership Program	310100200005000		104,000.00	104,000.00				104,000.00	104,000.00	-	-			-
TOTAL CENTRALLY-MANAGED FUNDS			53,787,091.32	53,787,091.32				53,787,091.32	53,787,091.32	35,547,864.73	4,377,588.90			39,945,393.63
TOTAL			53,787,091.32	53,787,091.32				53,787,091.32	53,787,091.32	35,547,864.73	4,377,588.90			39,945,393.63

STATEMENT OF APPROPRIATIONS, ALLOTMENTS, OBLIGATIONS, DISBURSEMENTS AND BALANCES
As of June 30, 2021

Department: Department of the Interior and Local Government
Region/Province/City: Region 02, Tuguegarao City
Fund: 101

	Current Year Appropriations
	Supplemental Appropriations
	Continuing Appropriations

Particulars	Current Year Disbursements					Unreleased Appropriation	Unobligated Allotment	Balances	
	1st Quarter ending March 31	2nd Quarter ending June 30	3rd Quarter ending Sept. 30	4th Quarter ending Dec. 31	Total			Unpaid Obligations (15-20) + (23+24)	
	16	17	18	19	20=(16+17+18+19)			Due and demandable	Not yet due and demandable
I. AGENCY SPECIFIC BUDGET									
Operations									
Regular Appropriation									
PS	-				-	-	0.00	-	
MOOE					-	-	0.00	-	
Capital Outlay	-				-	-	0.00	-	
POG	-				-	-	0.00	-	
TOTAL REGULAR APPROPRIATION	-	-	-	-	-	-	0.00	-	-
Centrally-Managed Funds									
Maintenance & Other Operating Expenses							0.00	-	
General Management Supervision - Support for Infra Projects and Social Programs + BAYANIHAN TO RECOVER AS ONE ACT	2,249,936.19	1,037,033.33			3,286,969.52		1,285,062.45	18,100.00	
General Management Supervision - BAYANIHAN TO RECOVER AS ONE ACT	8,457,908.09	23,544,694.89			32,002,602.98		2,225,242.02	-	
Communicating for Perpetual End to Extreme Violence and Fostering Alliance Towards Positive Change and Enriched Communities (C4PEACE)	9,800.00	98,660.00			108,460.00		163,100.00	-	
Development of Policies, Programs, and Standards for Local Government Capacity Development and Performance Oversight	10,493.29	33,280.72			43,774.01		168,537.39	11,270.00	
Improve LGU Competitiveness and Ease of Doing Business	-	-			-		79,965.00	-	
Enhancement of Barangay Information System	139,950.22	-			139,950.22		0.00	-	
Enhanced Comprehensive Local Integration Program (ECLIP)	-	15,000.00			15,000.00		55,000.00	-	
General Management Supervision -REGULAR AGENCY BUDGET	-	401,950.00			401,950.00		1,719,200.00	-	
LAN, WAN and IP Telephony Expenses	-	10,000.00			10,000.00		201,000.00	-	
Development and Enhancement of LGU 201 Profile System	13,227.58	24,779.16			38,016.74		70,058.92	-	
Lupong Tagapamayapa Incentives and Awards(LTIA)	7,350.00	-			7,350.00		23,065.00	-	
Philippine Anti-Illegal Drugs Strategy	35,101.55	7,000.00			42,101.55		296,000.00	-	
Local Governance Performance Management Program-Performance-Based Challenge F	16,000.00	10,640.00			26,640.00		19,560.00	-	
Preventing and Countering Violent Extremism and Insurgency (PCVEI)	23,711.00	22,145.95			45,856.95		596,050.05	-	
Support for the Assistance to Municipalities	351,148.24	1,410,329.40			1,761,477.64		1,025,455.54	-	
Support for the Conditional Matching Grant to Provinces	33,456.75	74,310.80			107,776.55		689,099.39	-	
Support for Local Governance Program (SLGP)	196,191.32	2,862.00			199,073.32		1,306,269.00	-	
Support for Potable Water Supply	51,046.95	125,800.00			176,846.95		55,980.13	7,350.00	
Bantay Korapsyon (BK)	265,445.95	401,930.30			667,376.25		1,286,972.80	1,456.95	
General Management and Supervision-Barangay Officials Death Benefits Fund	202,000.00	574,000.00			776,000.00		0.00	-	
Anti-Illegal Drugs Information System (AIDIS) 2020	-	30,000.00			30,000.00		0.00	-	
M&E - Conditional Matching Grant to Provinces	-	-			-		2,500,000.00	-	
Civil Society Organization/Peoples Participation Partnership Program	-	-			-		104,000.00	-	
TOTAL CENTRALLY-MANAGED FUNDS	12,082,786.13	27,824,438.55			39,907,216.68		13,841,697.69	38,176.95	
TOTAL	12,082,786.13	27,824,438.55			39,907,216.68		13,841,697.69	38,176.95	

Certified Correct:


JAYSON VERZON
Budget Officer

Date:

Certified Correct:


EMMA ADDUN-REYES, CPA
Chief Accountant

Date:

Approved by:


JONATHAN PAUL ALEUSEN, JR., CESO III
Regional Director

Date:

STATEMENT OF APPROPRIATIONS, ALLOTMENTS, OBLIGATIONS, DISBURSEMENTS AND BALANCES
As of June 30, 2021

Department: Department of the Interior and Local Government
Region/Provincial/City: Region 02, Tuguegarao City
Fund: 101

	Current Year Appropriations
	Supplemental Appropriations
	Continuing Appropriations

Particulars	UACS CODE	Appropriations			Allotments					Current Year Obligations				
		Authorized Appropriation	Adjustments	Adjusted Appropriations	Allotments Received	Adjustments (Withdrawal, Reassignment)	Transfer To	Transfer From	Adjusted Total Allotments	1st Quarter ending March 31	2nd Quarter ending June 30	3rd Quarter ending Sept. 30	4th Quarter ending Dec. 31	Total
1	2	3	4	5=(3+4)	6	7	8	9	10=[(6+(-)7)-8+9]	11	12	13	14	15=(11+12+13+14)
I. AGENCY SPECIFIC BUDGET														
Operations														
Regular Appropriation														
PS		-	-	0.00	0.00				-	-				-
MOOE		-	-	0.00	0.00				-	-				-
Capital Outlay		-	-	0.00	0.00				-	-				-
POC		-	-	0.00	0.00				-	-				-
TOTAL REGULAR APPROPRIATION		-	-	-	-				-	-				-
Centrally-Managed Funds														
Maintenance & Other Operating Expenses														
General Management Supervision - Support for Infra Projects and Social Programs + BAYANIHAN TO RECOVER AS ONE ACT	100000100001000		4,590,151.97	4,590,151.97				4,590,151.97	4,590,151.97	2,377,891.52	927,178.00			3,305,069.52
General Management Supervision - BAYANIHAN TO RECOVER AS ONE ACT	100000100001000		34,227,845.00	34,227,845.00				34,227,845.00	34,227,845.00	31,797,047.66	205,555.32			32,002,602.98
Communicating for Perpetual End to Extreme Violence and Forming Alliance Towards Positive Change and Enriched Communities (CAPEACE)	3101002000055000		271,560.00	271,560.00				271,560.00	271,560.00	9,800.00	98,660.00			108,460.00
Development of Policies, Programs, and Standards for Local Government Capacity Development and Performance Oversight	200000100001000		223,581.40	223,581.40				223,581.40	223,581.40	10,493.29	44,550.72			55,044.01
Improve LGU Competitiveness and Ease of Doing Business	310100200026000		79,995.00	79,995.00				79,995.00	79,995.00	-	-			-
Enhancement of Barangay Information System	310100200023000		139,950.22	139,950.22				139,950.22	139,950.22	139,950.22	-			139,950.22
Enhanced Comprehensive Local Integration Program (ECLIP)	310100200033000		70,000.00	70,000.00				70,000.00	70,000.00	-	15,000.00			15,000.00
General Management Supervision -REGULAR AGENCY BUDGET	100000100001000		2,121,150.00	2,121,150.00				2,121,150.00	2,121,150.00	-	401,950.00			401,950.00
LAN, WAN and IP Telephony Expansion	310100200032000		211,000.00	211,000.00				211,000.00	211,000.00	-	10,000.00			10,000.00
Development and Enhancement of LGU 201 Profile System	310100200022000		108,075.66	108,075.66				108,075.66	108,075.66	13,237.58	24,779.16			38,016.74
Lupong Tagapamagpays Incentives and Awards(LTIA)	310200200001000		30,415.00	30,415.00				30,415.00	30,415.00	7,350.00	-			7,350.00
Philippine Anti-Illegal Drugs Strategy	310100200054000		308,101.55	308,101.55				308,101.55	308,101.55	42,101.55	-			42,101.55
Local Governance Performance Management Program-Performance-Based Challenge Fund	310200100001000		46,200.00	46,200.00				46,200.00	46,200.00	16,000.00	10,640.00			26,640.00
Preventing and Countering Violent Extremism and Insurgency (PCVEI)	3101002000059000		640,907.00	640,907.00				640,907.00	640,907.00	23,711.00	22,145.95			45,856.95
Support for the Assistance to Municipalities	310100200035000		2,786,933.18	2,786,933.18				2,786,933.18	2,786,933.18	352,277.94	1,409,199.70			1,761,477.64
Support for the Conditional Matching Grant to Provinces	310100200036000		796,869.94	796,869.94				796,869.94	796,869.94	33,459.75	74,310.80			107,770.55
Support for Local Governance Program (SLGP)	310100200004000		1,498,372.32	1,498,372.32				1,498,372.32	1,498,372.32	186,191.32	2,862.00			189,053.32
Support for Potable Water Supply	3101002000037000		240,177.08	240,177.08				240,177.08	240,177.08	60,846.95	123,350.00			184,196.95
Bantay Korapsyon (BK)	310200200005000		1,985,806.00	1,985,806.00				1,985,806.00	1,985,806.00	295,445.95	403,387.25			698,833.20
General Management and Supervision-Barangay Officials Death Benefits Fund	100000100001000		776,000.00	776,000.00				776,000.00	776,000.00	202,000.00	574,000.00			776,000.00
Anti-Illegal Drugs Information System (AIDIS) 2020	310100200025000		30,000.00	30,000.00				30,000.00	30,000.00	-	30,000.00			30,000.00
M&E - Conditional Matching Grant to Provinces	200000100005000		2,500,000.00	2,500,000.00				2,500,000.00	2,500,000.00	-	-			-
Civil Society Organization/Peoples Participation Partnership Program	310100200005000		104,000.00	104,000.00				104,000.00	104,000.00	-	-			-
TOTAL CENTRALLY-MANAGED FUNDS			53,787,091.32	53,787,091.32				53,787,091.32	53,787,091.32	35,567,804.73	4,377,588.90			39,945,393.63
TOTAL			53,787,091.32	53,787,091.32				53,787,091.32	53,787,091.32	35,567,804.73	4,377,588.90			39,945,393.63

STATEMENT OF APPROPRIATIONS, ALLOTMENTS, OBLIGATIONS, DISBURSEMENTS AND BALANCES
As of June 30, 2021

Department: Department of the Interior and Local Government
Region/Province/City: Region 02, Tuguegarao City
Fund: 101

	Current Year Appropriations
	Supplemental Appropriations
	Continuing Appropriations

Particulars	Current Year Disbursements					Total	Unreleased Appropriation	Unobligated Allotment	Balances	
	1st Quarter ending March 31	2nd Quarter ending June 30	3rd Quarter ending Sept. 30	4th Quarter ending Dec. 31	Unpaid Obligations (15-20) = (23+24)					
	16	17	18	19	20=(16+17+18+19)				21=(5-10)	22=(16-15)
I. AGENCY SPECIFIC BUDGET										
Operations										
Regular Appropriation										
PS	-				-	-	0.00	-		
MOOE					-	-	0.00	-		
Capital Outlay	-				-		0.00			
POC	-				-		0.00			
TOTAL REGULAR APPROPRIATION	-	-	-	-	-	-	0.00	-	-	-
Centrally-Managed Funds										
Maintenance & Other Operating Expenses							0.00			
General Management Supervision - Support for Infra Projects and Social Programs + BAYANIHAN TO RECOVER AS ONE ACT	2,249,936.19	1,037,033.33			3,286,969.52		1,285,082.45	18,100.00		
General Management Supervision - BAYANIHAN TO RECOVER AS ONE ACT	8,457,908.09	23,544,694.88			32,002,602.98		2,225,242.02	-		
Communicating for Perpetual End to Extreme Violence and Forming Alliance Towards Positive Change and Enriched Communities (C4PEACE)	9,800.00	98,660.00			108,460.00		163,100.00	-		
Development of Policies, Programs, and Standards for Local Government Capacity Development and Performance Oversight	10,493.29	33,280.72			43,774.01		168,537.38	11,270.00		
Improve LGU Competitiveness and Ease of Doing Business	-	-			-		79,995.00	-		
Enhancement of Barangay Information System	139,950.22	-			139,950.22		0.00	-		
Enhanced Comprehensive Local Integration Program (ECLIP)	-	15,000.00			15,000.00		55,000.00	-		
General Management Supervision - REGULAR AGENCY BUDGET	-	401,950.00			401,950.00		1,719,200.00	-		
LAN, WAN and IP Telephony Expansion	-	10,000.00			10,000.00		201,000.00	-		
Development and Enhancement of LGU 201 Profile System	13,237.58	24,779.16			38,016.74		70,058.92	-		
Lupong Tagapamayapa Incentives and Awards (LTA)	7,350.00	-			7,350.00		23,065.00	-		
Philippine Anti-Illegal Drugs Strategy	35,101.55	7,000.00			42,101.55		266,000.00	-		
Local Governance Performance Management Program-Performance-Based Challenge Fund	16,000.00	10,640.00			26,640.00		19,560.00	-		
Preventing and Countering Violent Extremism and Insurgency (PCVEI)	23,711.00	22,145.95			45,856.95		595,050.05	-		
Support for the Assistance to Municipalities	351,148.24	1,410,329.40			1,761,477.64		1,025,455.54	-		
Support for the Conditional Matching Grant to Provinces	33,459.75	74,310.80			107,770.55		689,099.39	-		
Support for Local Governance Program (SLGP)	186,191.32	2,682.00			189,073.32		1,309,299.00	-		
Support for Potable Water Supply	51,046.95	125,800.00			176,846.95		55,980.13	7,350.00		
Barangay Korapsyon (BK)	295,445.95	401,930.30			697,376.25		1,286,972.80	1,456.95		
General Management and Supervision-Barangay Officials Death Benefits Fund	202,000.00	574,000.00			776,000.00		0.00	-		
Anti-Illegal Drugs Information System (AIDIS) 2020	-	30,000.00			30,000.00		0.00	-		
M&E - Conditional Matching Grant to Provinces	-	-			-		2,500,000.00	-		
Civil Society Organization/Peoples Participation Partnership Program	-	-			-		104,000.00	-		
TOTAL CENTRALLY-MANAGED FUNDS	12,082,780.13	27,824,436.55	-	-	39,907,216.68	-	13,841,697.69	38,176.95	-	-
TOTAL	12,082,780.13	27,824,436.55	-	-	39,907,216.68	-	13,841,697.69	38,176.95	-	-

Certified Correct:

JAYSON P. VERZON
Budget Officer

Date:

Certified Correct:

EMMA ADDUN-REYES, CPA
Chief Accountant

Date:

Approved by:

JONATHAN PAJUN M. LEUSEN, JR., CESO III
Regional Director

Date:


Awards/Rewards, Prizes		-	225,000.00	225,000.00	-	-	-	225,000.00	225,000.00	-	-	-	-
Rewards and Incentives	50206010 02	-	-	-	-	-	-	-	-	-	-	-	-
Prizes	50206020 00	-	225,000.00	225,000.00	-	-	-	225,000.00	225,000.00	0.00	-	-	-
Confidential and Extra Ordinary Expenses		110,000.00	-	110,000.00	110,000.00	25,600.00	-	135,600.00	135,600.00	22,600.00	33,900.00	-	56,500.00
Extra ordinary and miscellaneous expenses	50210030 00	110,000.00	-	110,000.00	110,000.00	25,600.00	-	135,600.00	135,600.00	22,600.00	33,900.00	-	56,500.00
Professional Services		57,000.00	82,000.00	139,000.00	57,000.00	(57,000.00)	-	82,000.00	82,000.00	-	-	-	-
Consultancy Expenses	50211030 01	5,000.00	52,000.00	57,000.00	5,000.00	(5,000.00)	-	52,000.00	52,000.00	0.00	-	-	-
Other Professional Services	50211990 00	52,000.00	30,000.00	82,000.00	52,000.00	(52,000.00)	-	30,000.00	30,000.00	0.00	-	-	-
General Services		2,788,000.00	17,600,110.10	20,388,110.10	2,788,000.00	1,480,000.00	-	17,600,110.10	21,868,110.10	3,185,097.94	4,376,853.75	-	7,561,951.69
Janitorial Services	50212020 00	1,590,000.00	-	1,590,000.00	1,590,000.00	(700,000.00)	-	890,000.00	223,938.05	74,184.52	-	-	298,120.57
Security Services	50212030 00	-	-	-	-	650,000.00	-	650,000.00	112,497.00	157,542.78	-	-	270,039.78
Other General Services - ICT Services	50212990 01	1,198,000.00	626,781.00	1,824,781.00	1,198,000.00	(1,080,000.00)	-	626,781.00	744,781.00	227,346.13	292,019.85	-	519,365.98
Other General Services	50212990 99	-	16,973,329.10	16,973,329.10	-	2,610,000.00	-	16,973,329.10	19,583,329.10	2,621,318.78	3,853,106.60	-	6,474,425.36
Repair and Maintenance		2,437,000.00	50,000.00	2,487,000.00	2,437,000.00	1,000,000.00	-	50,000.00	3,487,000.00	144,238.00	307,326.05	-	451,564.05
Repair and Maintenance-Office Building	50213040 01	532,000.00	-	532,000.00	532,000.00	1,000,000.00	-	-	1,532,000.00	1,360.00	122,156.61	-	123,516.61
Office Equipment	50213050 02	393,000.00	-	393,000.00	393,000.00	-	-	393,000.00	10,500.00	51,736.56	-	-	62,236.56
Information and Communication Technology Equipment	50213050 03	-	50,000.00	50,000.00	-	-	-	50,000.00	50,000.00	-	0.00	-	-
Motor Vehicles	50213060 01	1,512,000.00	-	1,512,000.00	1,512,000.00	-	-	-	1,512,000.00	132,378.00	133,432.88	-	265,810.88
Grants, Subsidies and Contributions		-	7,686,000.00	7,686,000.00	-	-	-	7,686,000.00	7,686,000.00	6,340,000.00	1,246,000.00	-	7,586,000.00
Subsidy to NGAs	50214010 00	-	-	-	-	-	-	-	-	-	-	-	-
Financial Assistance to NGAs	50214020 00	-	350,000.00	350,000.00	-	-	-	350,000.00	350,000.00	-	350,000.00	-	350,000.00
Financial Assistance to LGUs	50214030 00	-	-	-	-	-	-	-	-	-	-	-	-
Subsidies - Others	50214990 00	-	7,336,000.00	7,336,000.00	-	-	-	7,336,000.00	7,336,000.00	6,340,000.00	896,000.00	-	7,236,000.00
Taxes Insurance Premium and other Fees		400,000.00	-	400,000.00	400,000.00	74,000.00	-	474,000.00	474,000.00	210,015.38	37,184.53	-	247,199.91
Taxes, Dues and Licenses	50215010 01	-	-	-	-	-	-	-	-	-	-	-	-
Fidelity Bonds Premiums	50215020 00	266,000.00	-	266,000.00	266,000.00	28,000.00	-	294,000.00	294,000.00	191,310.00	30,378.25	-	221,688.25
Insurance Expense	50215030 00	134,000.00	-	134,000.00	134,000.00	46,000.00	-	180,000.00	180,000.00	18,705.38	6,806.28	-	25,511.66
Other MOOE		2,484,000.00	751,582.00	3,235,582.00	2,484,000.00	(1,675,860.00)	-	751,582.00	1,293,432.00	12,335.23	233,537.10	-	245,872.33
Advertising Expenses	50299010 00	15,000.00	-	15,000.00	15,000.00	-	-	15,000.00	15,000.00	1,600.00	3,200.00	-	4,800.00
Representation Expenses	50299030 00	2,000.00	-	2,000.00	2,000.00	(2,000.00)	-	-	-	-	-	-	-
Printing and Binding Expenses	50299020 00	865,000.00	136,426.00	1,001,426.00	865,000.00	(300,000.00)	-	136,426.00	701,426.00	1,359.23	0.00	-	1,359.23
Transportation and Delivery Expenses	50299040 00	73,000.00	-	73,000.00	73,000.00	-	-	73,000.00	73,000.00	6,856.00	5,842.50	-	12,898.50
Rent/Lease Expenses		-	-	-	-	-	-	-	-	-	-	-	-
Building & Structures	50299050 01	1,507,000.00	-	1,507,000.00	1,507,000.00	(1,507,000.00)	-	-	-	-	-	-	-
Motor Vehicles	50299050 03	-	415,156.00	415,156.00	-	-	-	415,156.00	415,156.00	-	220,235.60	-	220,235.60
Equipment	50299050 04	-	50,000.00	50,000.00	-	-	-	50,000.00	50,000.00	-	-	-	-
Living Quarters	50299050 05	-	-	-	-	133,150.00	-	-	(133,150.00)	-	-	-	-
ICT Machinery and Equipment	50299050 08	-	100,000.00	100,000.00	-	-	-	100,000.00	100,000.00	-	-	-	-
Financial Lease	50299050 07	-	-	-	-	-	-	-	-	-	-	-	-
ICT Software Subscription	50299070 01	-	50,000.00	50,000.00	-	-	-	50,000.00	50,000.00	-	-	-	-
Other Subscription Expenses	50299070 99	22,000.00	-	22,000.00	22,000.00	-	-	22,000.00	22,000.00	2,520.00	4,259.00	-	6,779.00
TOTAL MOOE		24,628,000.00	35,339,742.10	59,967,742.10	24,628,000.00	-	-	35,339,742.10	69,701,442.10	15,164,888.09	10,493,357.88	-	25,658,245.97
AUTOMATIC APPROPRIATION		17,464,000.00	-	17,464,000.00	17,464,000.00	-	-	17,464,000.00	17,464,000.00	4,319,662.09	4,479,910.94	-	8,799,573.03
Retirement and Life Insurance Premium	50103010 00	17,464,000.00	-	17,464,000.00	17,464,000.00	-	-	17,464,000.00	17,464,000.00	4,319,662.09	4,479,910.94	-	8,799,573.03
Special Purpose Fund		-	-	-	-	-	-	-	-	-	-	-	-
BODBF- Subsidies- Others	50214990 00	-	-	-	-	-	-	-	-	-	-	-	-
CAPITAL OUTLAY		-	-	-	-	-	-	-	-	-	-	-	-
Information and Communication Technology Equipment	5060405003	-	-	-	-	-	-	-	-	-	-	-	-
TOTAL		237,692,000.00	39,066,297.59	276,758,297.59	237,692,000.00	-	-	39,066,297.59	276,491,997.59	65,155,277.64	70,949,765.43	-	136,105,043.04

Certified Correct:


 JAYSON B. VERZON, CPA
 AQV Budget Officer III

Date:

Certified Correct:


 EMMA ADDUN-REYES, CPA
 Chief Accountant

Date:

Approved by:


 JONATHAN PAUL M. LEUSEN, JR., CESO III
 Regional Director

Date:

SUMMARY OF APPROPRIATIONS, ALLOTMENTS, OBLIGATIONS, DISBURSEMENTS AND BALANCES BY OBJECT OF EXPENDITURES


As of June 30, 2021

Department: Department of the Interior and Local Government
 Region/Province/City: Region 02, Tuguegarao City
 Fund: 101


	Current Year Appropriations
	Supplemental Appropriations
	Continuing Appropriations

Particulars	Current Year Disbursements					Balances			
	1st Quarter ending March 31	2nd Quarter ending June 30	3rd Quarter ending Sept. 30	4th Quarter ending Dec. 31	Total	Unreleased Appropriation	Unobligated Allotment	Unpaid Obligations (15-20)=(23+24)	
	16	17	18	19	20=(16+17+18+19)	21=(5-10)	22=(10-15)	Due and Demandable	Not yet Due and Demandable
I. AGENCY SPECIFIC BUDGET									
PERSONAL SERVICES									
Salaries-Regular	36,449,324.49	36,936,946.82			73,386,271.31		71,991,228.69	-	-
TOTAL SALARIES	36,449,324.49	36,936,946.82			73,386,271.31		71,991,228.69		
Other Compensation									
PERA	1,387,945.44	1,392,090.91			2,780,036.35		2,739,963.65	-	-
Representation Allowance	1,676,000.00	1,762,500.00			3,438,500.00		3,641,500.00	-	-
Transportation Allowance	1,655,681.82	1,734,727.27			3,390,409.09		3,689,590.91	-	-
Clothing Allowance		1,338,000.00			1,338,000.00		42,000.00	-	-
Hazard Pay	156,500.00				156,500.00			-	-
Civilian- Bonus							12,128,000.00	-	-
Cash Gift							1,150,000.00	-	-
Collective Negotiation Agreement- Civilian								-	-
Productivity Enhancement Incentive							1,150,000.00	-	-
Mid-Year Bonus-Civilian		12,128,000.00			12,128,000.00			-	-
Total Other Compensation	4,876,127.26	18,355,318.18			23,231,445.44		24,541,054.56		
Other Personnel Benefits	3,737,102.34	69,453.15			3,806,555.49		519,000.00	-	-
Retirement Gratuity								-	-
Terminal Leave Benefit-Civilian	3,657,102.34				3,657,102.34			-	-
Other Personnel Benefits		69,453.15			69,453.15			-	-
Lump-sum for Step Increments-length of Service		0.00					364,000.00	-	-
Loyalty	80,000.00	0.00			80,000.00		155,000.00	-	-
Personnel Benefit Contributions								-	-
Pag-ibig Contribution	69,000.00	69,300.00			138,300.00		137,700.00	-	-
Phil Health	469,773.34	475,678.46			945,451.80		353,548.20	-	-
ECC Contributions	59,900.00	79,300.00			139,200.00		136,800.00	-	-
Total Fixed Personnel Benefits	598,673.34	624,278.46			1,222,951.80		628,048.20		
TOTAL PERSONAL SERVICES	45,661,227.43	56,985,996.61			101,647,224.04		97,679,331.46		
Maintenance and Other Operating Expenses									
Travelling Expenses	591,500.00	951,773.10			1,543,273.10		3,228,072.90	-	-
Local	591,500.00	951,773.10			1,543,273.10		3,228,072.90	-	-
Training and Seminar Expenses	3,370,075.00	1,281,312.22			4,651,387.22		5,498,232.78	-	-
Training Expenses- ICT								-	-
Training Expenses	3,370,075.00	1,281,312.22			4,651,387.22		5,498,232.78	-	-
Supplies and Materials	496,330.21	974,309.59			1,470,639.80		2,717,894.20	-	-
Office Supplies Expenses	274,181.00	676,478.05			950,659.05		1,675,024.95	-	-
ICT Office Supplies		416.00			416.00		49,584.00	-	-
Accountable Form Expenses								-	-
Medical, Dental and Laboratory Supplies Expenses							187,850.00	-	-
Fuel, Oil and Lubricants Expenses Total	222,149.21	297,415.54			519,564.75		535,435.25	-	-
Other Supplies Expenses							270,000.00	-	-
Utilities Expenses	230,577.95	333,229.66			563,807.61		1,131,192.39	-	-
Water Expenses	44,941.66	48,681.01			93,622.67		186,377.33	-	-
Electricity Expenses	185,636.29	284,548.65			470,184.94		944,815.06	-	-
Communication Expenses	518,651.63	759,898.63			1,278,550.26		2,365,749.74	1,500.00	-
Postage and Deliveries							32,000.00	-	-
Telephone Expense-Mobile	235,200.00	250,400.00			485,600.00		365,100.00	1,500.00	-
Telephone Expense-Landline	279,159.05	261,460.63			540,619.68		1,635,380.32	-	-
Internet Expenses	3,793.58	247,040.00			250,833.58		313,766.42	-	-
Cable,Satellite,Telegraph and Radio Expenses	499.00	998.00			1,497.00		19,503.00	-	-


Awards/Rewards, Prizes	-	-	-	-	-	-	225,000.00	-	-
Rewards and Incentives							-	-	-
Prizes							225,000.00	-	-
Confidential and Extra Ordinary Expenses	22,600.00	33,900.00	-	-	-	56,500.00	79,100.00	-	-
Extra ordinary and miscellaneous expenses	22,600.00	33,900.00				56,500.00	79,100.00	-	-
Professional Services	-	-	-	-	-	-	82,000.00	-	-
Consultancy Expenses							52,000.00	-	-
Other Professional Services							30,000.00	-	-
General Services	3,185,097.94	4,376,853.75	-	-	-	7,561,951.69	14,306,158.41	-	-
Janitorial Services	223,936.05	74,184.52				298,120.57	591,879.43	-	-
Security Services	112,497.00	157,542.78				270,039.78	379,960.22	-	-
Other General Services - ICT Services	227,346.13	292,019.85				519,365.98	225,415.02	-	-
Other General Services	2,621,318.76	3,853,106.60				6,474,425.36	13,108,903.74	-	-
Repair and Maintenance	132,788.00	318,776.05	-	-	-	451,664.05	3,035,435.95	-	-
Repair and Maintenance-Office Building	1,360.00	122,156.61				123,516.61	1,408,483.39	-	-
Office Equipment	10,500.00	51,736.56				62,236.56	330,763.44	-	-
Information and Communication Technology Equipment							50,000.00	-	-
Motor Vehicles	120,928.00	144,882.88				265,810.88	1,246,189.12	-	-
Grants, Subsidies and Contributions	6,340,000.00	1,246,000.00	-	-	-	7,586,000.00	100,000.00	-	-
Subsidy to NGAs							-	-	-
Financial Assistance to NGAs		350,000.00				350,000.00	-	-	-
Financial Assistance to LGUs							-	-	-
Subsidies - Others	6,340,000.00	896,000.00				7,236,000.00	100,000.00	-	-
Taxes Insurance Premium and other Fees	210,015.38	30,056.28	-	-	-	240,071.66	226,800.09	7,128.25	-
Taxes, Dues and Licenses							-	-	-
Fidelity Bonds Premiums	191,310.00	23,250.00				214,560.00	72,311.75	7,128.25	-
Insurance Expense	18,705.38	6,806.28				25,511.66	154,488.34	-	-
Other MOOE	12,335.23	233,637.10	-	-	-	245,872.33	1,047,669.67	-	-
Advertising Expenses	1,800.00	3,200.00				4,800.00	10,200.00	-	-
Representation Expenses							-	-	-
Printing and Binding Expenses	1,359.23					1,359.23	700,066.77	-	-
Transportation and Delivery Expenses	6,856.00	5,842.50				12,698.50	60,301.50	-	-
Rent/Lease Expenses							-	-	-
Building & Structures							-	-	-
Motor Vehicles		220,235.60				220,235.60	194,920.40	-	-
Equipment							50,000.00	-	-
Living Quarters							(133,150.00)	-	-
ICT Machinery and Equipment							100,000.00	-	-
Financial Lease							-	-	-
ICT Software Subscription							50,000.00	-	-
Other Subscription Expenses	2,520.00	4,259.00				6,779.00	15,221.00	-	-
TOTAL MOOE	15,109,971.34	10,539,646.38				25,649,617.72	34,043,196.13	8,628.25	
AUTOMATIC APPROPRIATION	3,835,291.11	4,964,281.92				8,799,573.03	8,664,426.97		
Retirement and Life Insurance Premium	3,835,291.11	4,964,281.92				8,799,573.03	8,664,426.97		
Special Purpose Fund	-	-				-	-	-	-
BODBF- Subsidies- Others							-	-	-
CAPITAL OUTLAY	-	-				-	-		
Information and Communication Technology Equipment							-	-	-
TOTAL	64,606,489.88	71,489,924.91				136,096,414.79	140,386,954.55	8,628.25	

Certified Correct:

JAYSON B. VERZÓN, CPA
 AQV/Budget Officer III

Date:

Certified Correct:

EMMA ADDUN-REYES, CPA
 Chief Accountant

Date:

Approved by:

JONATHAN PAUL M. EUSE, JR., CESO III
 Regional Director

Date:

SUMMARY OF APPROPRIATIONS, ALLOTMENTS, OBLIGATIONS, DISBURSEMENTS AND BALANCES BY OBJECT OF EXPENDITURES
As of June 30, 2021

Department: Department of the Interior and Local Government
Region/Province/City: Region 02, Tuguegarao City
Fund: 101

	Current Year Appropriations
	Supplemental Appropriations
	Continuing Appropriations

Particulars	UACS CODE	Appropriations			Allotments					Current Year Obligations				Total
		Authorized Appropriation	Adjustments(Transf er To)/From, Realignment)	Adjusted Appropriations	Allotments Received	Adjustments (Withdrawal, Resignment)	Transfer To	Transfer From	Adjusted Total Allotments	1st Quarter ending March 31	2nd Quarter ending June 30	3rd Quarter ending Sept. 30	4th Quarter ending Dec. 31	
1	2	3	4	5=(3+4)	6	7	8	9	10=[(6+(-)7)-8+9]	11	12	13	14	15=(11+12+13+14)
I. AGENCY SPECIFIC BUDGET														
PERSONAL SERVICES														
Salaries-Regular	50101010 01			-	-				-					-
TOTAL SALARIES		-	-	-	-			-	-					-
Other Compensation														
Collective Negotiation Agreement- Civilian	50102990 11			-	-				-					-
Total Other Compensation		-	-	-	-			-	-					-
TOTAL PERSONAL SERVICES		-	-	-	-			-	-					-
Maintenance and Other Operating Expenses														
Travelling Expenses		-	1,704,765.00	1,704,765.00	-			1,704,765.00	1,704,765.00	1,609,000.00				1,609,000.00
Local	50201010 00			1,704,765.00				1,704,765.00	1,704,765.00	1,609,000.00	0.00			1,609,000.00
Training and Seminar Expenses		-	3,517,046.18	3,517,046.18	-			3,517,046.18	3,517,046.18	106,822.94	110,430.72			217,253.66
Training Expenses	50202010 02			3,517,046.18				3,517,046.18	3,517,046.18	106,822.94	110,430.72			217,253.66
Supplies and Materials		-	6,622,311.21	6,622,311.21	-			6,622,311.21	6,622,311.21	284,929.70	1,213,999.62			1,498,929.32
ICT Office Supplies	50203010 01			571,600.00				571,600.00	571,600.00					-
Office Supplies Expenses	50203010 02			1,142,852.28				1,142,852.28	1,142,852.28	284,929.70	142,376.70			427,306.40
Medical, Dental and Laboratory Supplies Expenses	50203080 00			4,056,930.00				4,056,930.00	4,056,930.00		805,733.00			805,733.00
Gasoline, Oil and lubricants	50203090 00			81,858.34				81,858.34	81,858.34		13,889.92			13,889.92
Other Supplies Expenses	50203990 00			769,070.59				769,070.59	769,070.59		252,000.00			252,000.00
Utilities Expenses		-	-	-	-			-	-					-
Water Expenses	50204010 00			-				-	-					-
Electricity Expenses	50204020 00			-				-	-					-
Communication Expenses		-	1,369,970.96	1,369,970.96	-			1,369,970.96	1,369,970.96	646,837.58	149,419.16			796,256.74
Postage and Deliveries	50205010 00			-				-	-					-
Telephone Expense-Mobile	50205020 01			665,600.00				665,600.00	665,600.00	633,600.00	14,000.00			647,600.00
Telephone Expense-Landline	50205020 02			-				-	-					-
Internet Expenses	50205030 00			704,370.96				704,370.96	704,370.96	13,237.58	135,419.16			148,656.74
Cable,Satellite,Telegraph and Radio Expenses	50205040 00			-				-	-					-
Awards/Rewards, Prizes		-	-	-	-			-	-					-
Awards/Rewards Expenses	50206010 00			-				-	-					-
Confidential and Extra Ordinary Expenses		-	-	-	-			-	-					-
Extra ordinary and miscellenious expenses	50210030 00			-				-	-					-
Professional Services		-	63,160.00	63,160.00	-			63,160.00	63,160.00					-
Consultancy Expenses	50211030 02			63,160.00				63,160.00	63,160.00					-
Other Profesional Services	50211990 00			-				-	-					-
General Services		-	34,550,398.32	34,550,398.32	-			34,550,398.32	34,550,398.32	32,694,126.05	624,158.87			33,318,284.92
Janitorial Services	50212020 00			-				-	-					-
Security Services	50212030 00			-				-	-					-
Other General Services - ICT Services	50212990 01			139,950.22				139,950.22	139,950.22	139,950.22				139,950.22
Other General Services	50212990 99			34,410,448.10				34,410,448.10	34,410,448.10	32,554,175.83	624,158.87			33,178,334.70
Repair and Maintenance		-	1,474,549.99	1,474,549.99	-			1,474,549.99	1,474,549.99		386,450.00			386,450.00
Repair and Maintenance-Office Building	50213040 01			943,550.00				943,550.00	943,550.00		177,350.00			177,350.00
Office Equipment	50213050 02			250,000.00				250,000.00	250,000.00		209,100.00			209,100.00


Information and Communication Technology Equipment	50213050 03		280,999.99	280,999.99	-	-	280,999.99	280,999.99				
Motor Vehicles	50213060 01		-	-	-	-	-	-				
Grants, Subsidies and Contributions			1,141,047.00	1,141,047.00	-	-	1,141,047.00	1,141,047.00	225,711.00	598,995.95	-	824,706.95
Subsidy to NGOs	50214010 00		-	-	-	-	-	-				
Financial Assistance to LGUs	50214030 00		-	-	-	-	-	-				
Subsidies - Others	50214990 00		1,141,047.00	1,141,047.00	-	-	1,141,047.00	1,141,047.00	225,711.00	598,995.95	-	824,706.95
Taxes Insurance Premium and other Fees												
Taxes, Dues and Licenses	50215010 01		-	-	-	-	-	-				
Fidelity Bonds Premiums	50215020 00		-	-	-	-	-	-				
Insurance Expense	50215030 00		-	-	-	-	-	-				
Other MOOE			2,987,842.66	2,987,842.66	-	-	2,987,842.66	2,987,842.66	377.46	1,278,634.58	-	1,279,012.04
Advertising Expenses	50299010 00		-	-	-	-	-	-				
Representation Expenses	50299030 00		-	-	-	-	-	-				
Printing and Binding Expenses	50299020 00		1,892,635.00	1,892,635.00	-	-	1,892,635.00	1,892,635.00	377.46	274,660.00	-	275,037.46
Transportation and Delivery Expenses	50299040 00		-	-	-	-	-	-				
Rent/Lease Expenses												
Building & Structures	50299050 01		-	-	-	-	-	-				
Motor Vehicles	50299050 03		-	-	-	-	-	-				
Equipment	50299050 04		1,000,000.00	1,000,000.00	-	-	1,000,000.00	1,000,000.00		1,000,000.00	-	1,000,000.00
Financial Lease	50299050 07		-	-	-	-	-	-				
ICT Machinery and Equipment	50299050 08		79,995.00	79,995.00	-	-	79,995.00	79,995.00				
ICT Software Subscription	50299070 01		15,212.66	15,212.66	-	-	15,212.66	15,212.66		3,974.58	-	3,974.58
Other Subscription Expenses	50299070 99		-	-	-	-	-	-				
TOTAL MOOE			53,431,091.32	53,431,091.32	-	-	53,431,091.32	53,431,091.32	35,567,804.73	4,362,088.90	-	39,929,893.63
CAPITAL OUTLAY												
Information and Communication Technology Equipment	50604050 03		356,000.00	356,000.00	-	-	356,000.00	356,000.00		15,500.00	-	15,500.00
Capital Outlay			356,000.00	356,000.00	-	-	356,000.00	356,000.00		15,500.00	-	15,500.00
			-	-	-	-	-	-				
BODBF	50214990 00		-	-	-	-	-	-				
TOTAL			53,787,091.32	53,787,091.32	-	-	53,787,091.32	53,787,091.32	35,567,804.73	4,377,588.90	-	39,945,393.63

Certified Correct:


JAYSON P. VERZON, CPA
 AO V/Budget Officer III

Date:

Certified Correct:


EMMA ADDUN-REYES, CPA
 Chief Accountant

Date:

Approved by:


JONATHAN PALUMBUS LEUSEN, JR., CESO III
 Regional Director

Date:

SUMMARY OF APPROPRIATIONS, ALLOTMENTS, OBLIGATIONS, DISBURSEMENTS AND BALANCES BY OBJECT OF EXPENDITURES
As of June 30, 2021


Department: Department of the Interior and Local Government
Region/Province/City: Region 02, Tuguegarao City
Fund: 101

	Current Year Appropriations
	Supplemental Appropriations
	Continuing Appropriations

Particulars	Current Year Disbursements					Balances			
	1st Quarter ending March 31	2nd Quarter ending June 30	3rd Quarter ending Sept. 30	4th Quarter ending Dec. 31	Total	Unreleased Appropriation	Unobligated Allotment	Unpaid Obligations (15-20)=(23+24)	
	16	17	18	19	20=(16+17+18+19)	21=(5-10)	22=(10-15)	23=(15-20)	24
I. AGENCY SPECIFIC BUDGET									
PERSONAL SERVICES									
Salaries-Regular						-	-	-	-
TOTAL SALARIES	-	-	-	-	-	-	-	-	-
Other Compensation									
Collective Negotiation Agreement- Civilian						-	-	-	-
Total Other Compensation	-	-	-	-	-	-	-	-	-
TOTAL PERSONAL SERVICES	-	-	-	-	-	-	-	-	-
Maintenance and Other Operating Expenses									
Travelling Expenses	25,000.00	1,584,000.00	-	-	1,609,000.00		96,766.00	-	-
Local	25,000.00	1,584,000.00			1,609,000.00		96,766.00	-	-
Training and Seminar Expenses	89,776.41	108,857.25	-	-	198,633.66		3,299,792.52	18,620.00	-
Training Expenses	89,776.41	108,857.25			198,633.66		3,299,792.52	18,620.00	-
Supplies and Materials	276,800.00	1,204,029.32	-	-	1,480,829.32		6,123,381.89	18,100.00	-
ICT Office Supplies							571,600.00	-	-
Office Supplies Expenses	276,800.00	132,406.40			409,206.40		715,545.88	18,100.00	-
Medical, Dental and Laboratory Supplies Expenses		805,733.00			805,733.00		3,251,197.00	-	-
Gasoline, Oil and lubricants		13,889.92			13,889.92		67,968.42	-	-
Other Supplies Expenses		252,000.00			252,000.00		517,070.59	-	-
Utilities Expenses									
Water Expenses									
Electricity Expenses									
Communication Expenses	13,237.58	783,019.16	-	-	796,256.74		673,714.22	-	-
Postage and Deliveries									
Telephone Expense-Mobile		647,600.00			647,600.00		18,000.00	-	-
Telephone Expense-Landline									
Internet Expenses	13,237.58	135,419.16			148,656.74		555,714.22	-	-
Cable, Satellite, Telegraph and Radio Expenses									
Awards/Rewards, Prizes									
Awards/Rewards Expenses									
Confidential and Extra Ordinary Expenses									
Extra ordinary and miscellaneous expenses									
Professional Services							63,160.00	-	-
Consultancy Expenses							63,160.00	-	-
Other Professional Services									
General Services	11,451,877.68	21,864,960.29	-	-	33,316,827.97		1,232,113.40	1,456.95	-
Janitorial Services									
Security Services									
Other General Services - ICT Services	139,950.22				139,950.22				
Other General Services	11,311,927.46	21,864,960.29			33,176,877.75		1,232,113.40	1,456.95	-
Repair and Maintenance		386,460.00	-	-	386,460.00		1,088,099.99	-	-
Repair and Maintenance-Office Building		177,350.00			177,350.00		766,200.00	-	-
Office Equipment		209,100.00			209,100.00		40,900.00	-	-


Information and Communication Technology Equipment		-			-		280,999.99	-	-
Motor Vehicles		-			-		-	-	-
Grants, Subsidies and Contributions	225,711.00	598,995.95	-	-	824,706.95	-	316,340.05	-	-
Subsidy to NGAs		-			-		-	-	-
Financial Assistance to LGUs		-			-		-	-	-
Subsidies - Others	225,711.00	598,995.95			824,706.95		316,340.05		
Taxes Insurance Premium and other Fees	-	-	-	-	-	-	-	-	-
Taxes, Dues and Licenses		-			-		-		-
Fidelity Bonds Premiums		-			-		-		-
Insurance Expense		-			-		-		-
Other MOOE	377.46	1,278,634.58	-	-	1,279,012.04		1,708,830.62	-	-
Advertising Expenses		-			-		-		-
Representation Expenses		-			-		-		-
Printing and Binding Expenses	377.46	274,660.00			275,037.46		1,617,597.54		
Transportation and Delivery Expenses		-			-		-		-
Rent/Lease Expenses		-			-		-		-
Building & Structures		-			-		-		-
Motor Vehicles		-			-		-		-
Equipment		1,000,000.00			1,000,000.00		-		-
Financial Lease		-			-		-		-
ICT Machinery and Equipment		-			-		79,995.00		-
ICT Software Subscription		3,974.58			3,974.58		11,238.08		-
Other Subscription Expenses		-			-		-		-
TOTAL MOOE	12,082,780.13	27,808,936.55	-	-	39,891,716.68	-	13,501,197.69	38,176.95	-
CAPITAL OUTLAY									
Information and Communication Technology Equipment		15,500.00			15,500.00		340,500.00	-	-
Capital Outlay	-	15,500.00	-	-	15,500.00	-	340,500.00	-	-
BODBF									
TOTAL	12,082,780.13	27,824,436.55	-	-	39,907,216.68	-	13,841,697.69	38,176.95	-

Certified Correct:


JAYSON B. VERZÓN, CPA
 AO V/Budget Officer III


Date:

Certified Correct:


EMMA ADDUN-REYES, CPA
 Chief Accountant

Date:

Approved by:


JONATHAN PAUL M. LEUSEN, JR., CESO III
 Regional Director

Date: