


MONTHLY REPORT OF DISBURSEMENTS
For the month of February 2020


Department : Department of the Interior and Local Government (DILG)
 Agency : Office of the Secretary
 Operating Unit : Regional Office - II
 Organization Code (UACS) : 140010300002
 Funding Source Code (as clustered) : 01 - Regular Agency Fund
 Report Status : (e.g. Fund Cluster: 101,102, 151)


| PARTICULARS | CURRENT YEAR BUDGET | | | | | PRIOR YEAR'S BUDGET | | | | | | | | | | Sub-Total | GRAND TOTAL | | | | | REMARKS | | |
|--|---------------------|--------------|-------|------|---------------|-------------------------------|--------------|-------|------|---------------|---------------------------------|------|-------|------|------------------|--------------|---------------|---------------|--------------|-------|------|------------------|-------|---|
| | PS | MOOE | FinEx | CO | TOTAL | PRIOR YEAR'S ACCOUNTS PAYABLE | | | | | CURRENT YEAR'S ACCOUNTS PAYABLE | | | | | | TOTAL | PS | MOOE | FinEx | CO | | TOTAL | |
| | | | | | | PS | MOOE | FinEx | CO | Sub-Total | PS | MOOE | FinEx | CO | Sub-Total | | | | | | | | | |
| 1 | 2 | 3 | 4 | 5 | 6=(2+3+4+5) | 7 | 8 | 9 | 10 | 11=(7+8+9+10) | 12 | 13 | 14 | 15 | 16=(12+13+14+15) | 17=(11+16) | 18=(6+17) | 23 | 24 | 25 | 26 | 27=(23+24+25+26) | 28 | |
| Notice of Cash Allocation (NCA) | 19,550,941.06 | 1,630,145.83 | 0.00 | 0.00 | 21,181,086.89 | 0.00 | 1,836,645.53 | 0.00 | 0.00 | 1,836,645.53 | 0.00 | 0.00 | 0.00 | 0.00 | 0.00 | 1,836,645.53 | 23,017,732.42 | 19,550,941.06 | 3,466,791.36 | 0.00 | 0.00 | 23,017,732.42 | 0 | |
| MDS Checks Issued | 1,245,116.06 | 327,818.54 | 0 | 0 | 1,572,934.60 | 0 | 0.00 | 0 | 0 | 0.00 | 0 | 0 | 0 | 0 | 0 | 0.00 | 1,572,934.60 | 1,245,116.06 | 327,818.54 | 0.00 | 0.00 | 1,572,934.60 | 0 | |
| Advice to Debit Account | 18,305,825.00 | 1,302,327.29 | 0 | 0 | 19,608,152.29 | 0 | 1,836,645.53 | 0 | 0 | 1,836,645.53 | 0 | 0.00 | 0 | 0 | 0.00 | 1,836,645.53 | 21,444,797.82 | 18,305,825.00 | 3,138,972.82 | 0.00 | 0.00 | 21,444,797.82 | 0 | |
| Notice of Transfer of Allocation (NTA) | 0.00 | 2,887,479.09 | 0.00 | 0.00 | 2,887,479.09 | 0.00 | 0.00 | 0.00 | 0.00 | 0.00 | 0.00 | 0.00 | 0.00 | 0.00 | 0.00 | 0.00 | 2,887,479.09 | 0 | 1,474,000.00 | 0 | 0 | 2,887,479.09 | 0 | |
| MDS Checks Issued | 0 | 0.00 | 0 | 0 | 0.00 | 0 | 0 | 0 | 0 | 0.00 | 0 | 0 | 0 | 0 | 0.00 | 0.00 | 0.00 | 0.00 | 0.00 | 0.00 | 0.00 | 0.00 | 0.00 | 0 |
| Advice to Debit Account | 0 | 2,887,479.09 | 0 | 0 | 2,887,479.09 | 0 | 0 | 0 | 0 | 0.00 | 0 | 0 | 0 | 0 | 0.00 | 0.00 | 2,887,479.09 | 0.00 | 0.00 | 0.00 | 0.00 | 0.00 | 0.00 | 0 |
| Working Fund (NCA issued to BTr) | 0 | 0 | 0 | 0 | 0.00 | 0 | 0 | 0 | 0 | 0.00 | 0 | 0 | 0 | 0 | 0.00 | 0.00 | 2,887,479.09 | 0.00 | 2,887,479.09 | 0.00 | 0.00 | 2,887,479.09 | 0 | |
| Tax Remittance Advices Issued (TRA) | 1,606,403.05 | 163,202.72 | 0 | 0 | 1,769,605.77 | 0 | 0 | 0 | 0 | 0.00 | 0 | 0 | 0 | 0 | 0.00 | 0.00 | 1,769,605.77 | 1,606,403.05 | 163,202.72 | 0.00 | 0.00 | 1,769,605.77 | 0 | |
| Cash Disbursement Ceiling (CDC) | 0 | 0 | 0 | 0 | 0.00 | 0 | 0 | 0 | 0 | 0.00 | 0 | 0 | 0 | 0 | 0.00 | 0.00 | 0.00 | 0.00 | 0.00 | 0.00 | 0.00 | 0.00 | 0 | |
| Non-Cash Availment Authority (NCAA) | 0 | 0.00 | 0 | 0 | 0.00 | 0 | 0 | 0 | 0 | 0.00 | 0 | 0 | 0 | 0 | 0.00 | 0.00 | 0.00 | 0.00 | 0.00 | 0.00 | 0.00 | 0.00 | 0 | |
| Others (CDT, BTr Docs Stamp, etc.) | 0 | 0 | 0 | 0 | 0.00 | 0 | 0 | 0 | 0 | 0.00 | 0 | 0 | 0 | 0 | 0.00 | 0.00 | 0.00 | 0.00 | 0.00 | 0.00 | 0.00 | 0.00 | 0 | |

Summary

| PARTICULARS | PREVIOUS REPORT | CURRENT MONTH | AS OF DATE |
|--|-----------------|---------------|---------------|
| (1) | (2) | (3) | (4) |
| Total Disbursement Authorities Received | 16,680,101.06 | 33,041,264.89 | 49,721,365.95 |
| NCA | 14,818,000.00 | 25,012,030.00 | 39,830,030.00 |
| NTA | 245,000.00 | 6,259,629.12 | 6,504,629.12 |
| Working Fund | 0.00 | 0.00 | 0.00 |
| TRA | 1,617,101.06 | 1,769,605.77 | 3,386,706.83 |
| CDC | 0.00 | 0.00 | 0.00 |
| NCAA | 0.00 | 0.00 | 0.00 |
| Others (CDT, BTr Docs Stamp, etc.) | 0.00 | 0.00 | 0.00 |
| Less: Notice of Transfer Allocations (NTA)' issued | 0.00 | 0.00 | 0.00 |
| Total Disbursements Authorities Available | 16,680,101.06 | 33,041,264.89 | 49,721,365.95 |
| Less: | | | |
| Lapsed NCA | 0.00 | 0.00 | 0.00 |
| Disbursements | 16,277,617.47 | 27,674,817.28 | 43,952,434.75 |
| Balance of Disbursements Authorities as of to date | 402,483.59 | 5,366,447.61 | 5,768,931.20 |
| Total Disbursements Program | 16,680,101.06 | 33,041,264.89 | 49,721,365.95 |
| Less: * Actual Disbursements | 16,277,617.47 | 27,674,817.28 | 43,952,434.75 |
| (Over)/Under spending~ | 402,483.59 | 5,366,447.61 | 5,768,931.20 |

Prepared by:

 PAUL M. FIESTA
 Accountant II

Certified Correct by:

 EMMA A. REYES, CPA
 Chief Accountant

Approved by:

 JONATHAN PAUL M. LEUSEN, JR., CESO III
 Regional Director