

MONTHLY REPORT OF DISBURSEMENTS
For the month of November 2021


FAR No. 4


Department: Department of the Interior and Local Government (DILG)
Agency: Office of the Secretary
Operating Unit: Regional Office - II
Organization Code (UACS): 140010300002
Funding Source Code (as clustered): 01 - Regular Agency Fund
Report Status: (e.g. Fund Cluster: 101.102.151)


PARTICULARS	CURRENT YEAR BUDGET					PRIOR YEAR'S BUDGET											Sub-Total	GRAND TOTAL					REMARKS					
	PS	MOOE	FinEx	CO	TOTAL	PRIOR YEAR'S ACCOUNTS PAYABLE				CURRENT YEAR'S ACCOUNTS PAYABLE				TOTAL	PS	MOOE		FinEx	CO	TOTAL								
						PS	MOOE	FinEx	CO	Sub-Total	PS	MOOE	FinEx								CO	Sub-Total						
1	2	3	4	5	6	7	8	9	10	11	12	13	14	15	16	17	18	19	20	21	22	23	24	25	26	27	28	
Notice of Cash Allocation (NCA)	28,089,368.01	2,997,283.68	0.00	0.00	31,086,651.69	0.00	0.00	0.00	0.00	0.00	0.00	0.00	0.00	0.00	0.00	0.00	0.00	0.00	0.00	0.00	0.00	31,086,651.69	28,089,368.01	2,997,283.68	0.00	0.00	31,086,651.69	0
MDS Checks Issued	228,775.85	22,288.61	0	0	251,064.46	0	0	0	0	0	0	0	0	0	0	0	0	0	0	0	0	251,064.46	228,775.85	22,288.61	0	0	251,064.46	0
Advice to Debit Account	27,860,592.16	2,974,995.07	0	0	30,835,587.23	0	0	0	0	0	0	0	0	0	0	0	0	0	0	0	0	30,835,587.23	27,860,592.16	2,974,995.07	0	0	30,835,587.23	0
Notice of Transfer of Allocation (NTA)	0.00	2,413,486.83	0.00	0.00	2,413,486.83	0.00	0.00	0.00	0.00	0.00	0.00	0.00	0.00	0.00	0.00	0.00	0.00	0.00	0.00	0.00	0.00	2,413,486.83	2,413,486.83	0.00	0.00	2,413,486.83	0	
MDS Checks Issued	0.00	0.00	0	0	0.00	0	0	0	0	0	0	0	0	0	0	0	0	0	0	0	0	0.00	0.00	0.00	0.00	0.00	0.00	0
Advice to Debit Account	0.00	2,413,486.83	0	0	2,413,486.83	0	0	0	0	0	0	0	0	0	0	0	0	0	0	0	0	2,413,486.83	2,413,486.83	0.00	0.00	2,413,486.83	0	
Working Fund (NCA issued to BTR)	0	0	0	0	0	0	0	0	0	0	0	0	0	0	0	0	0	0	0	0	0	0	0	0	0	0	0	0
Tax Remittance Advice Issued (TRA)	1,713,029.07	72,965.08	0	0	1,785,994.15	0	0	0	0	0	0	0	0	0	0	0	0	0	0	0	0	1,785,994.15	1,713,029.07	72,965.08	0	0	1,785,994.15	0
Cash Disbursement Ceiling (CDC)	0	0	0	0	0	0	0	0	0	0	0	0	0	0	0	0	0	0	0	0	0	0	0	0	0	0	0	0
Non-Cash Availment Authority (NCAA)	0	0	0	0	0	0	0	0	0	0	0	0	0	0	0	0	0	0	0	0	0	0	0	0	0	0	0	0
Others (ODT, BTR Docs Stamp, etc.)	0	0	0	0	0	0	0	0	0	0	0	0	0	0	0	0	0	0	0	0	0	0	0	0	0	0	0	0

Summary

PARTICULARS	PREVIOUS REPORT	CURRENT MONTH	AS OF DATE
(1)	(2)	(3)	(4)
Total Disbursement Authorities Received	357,935,354.58	39,341,163.65	397,276,518.23
NCA	190,519,740.00	35,833,537.00	226,353,277.00
NTA	147,754,697.68	1,721,632.50	149,476,330.38
Working Fund	0.00	0.00	0.00
TRA	19,660,916.70	1,785,994.15	21,446,910.85
CDC	0.00	0.00	0.00
NCAA	0.00	0.00	0.00
Others (ODT, BTR Docs Stamp, etc.)	0.00	0.00	0.00
Less: Notice of Transfer Allocations (NTA) issued	0.00	0.00	0.00
Total Disbursements Authorities Available	357,935,354.58	39,341,163.65	397,276,518.23
Less:			
Lapsed NCA	6,277,812.71	-	6,277,812.71
Disbursements	350,034,380.05	35,286,132.67	385,320,512.72
Balance of Disbursements Authorities as of the date	1,623,161.82	4,055,030.98	5,678,192.80
Total Disbursements Program	357,935,354.58	39,341,163.65	397,276,518.23
Less: * Actual Disbursements	350,034,380.05	35,286,132.67	385,320,512.72
Over/Under spending	7,900,974.53	4,055,030.98	11,956,005.51

Prepared by:

PAUL M. FIESTA
Accountant II

Certified Correct by:

EMMA A. REYES, CPA
Chief Accountant

Approved by:

JONATHAN PAUL M. REUSEN, JR., CESO III
Regional Director