


**MONTHLY REPORT OF DISBURSEMENTS**  
For the month of September 2021


Department : Department of the Interior and Local Government (DILG)  
 Agency : Office of the Secretary  
 Operating Unit : Regional Office - II  
 Organization Code (UACS) : 140010300002  
 Funding Source Code (as clustered) : 01 - Regular Agency Fund  
 Report Status : (e.g. Fund Cluster: 101,102, 151)


| PARTICULARS                            | CURRENT YEAR BUDGET |               |       |      |               | PRIOR YEAR'S BUDGET           |      |      |      |               |                                 |      |      |      |               |            | Sub-Total     | GRAND TOTAL   |               |      |       |                  | REMARKS |       |
|--|---------------------|---------------|-------|------|---------------|-------------------------------|------|------|------|---------------|---------------------------------|------|------|------|---------------|------------|---------------|---------------|---------------|------|-------|------------------|---------|-------|
|  | PS                  | MOOE          | FinEx | CO   | TOTAL         | PRIOR YEAR'S ACCOUNTS PAYABLE |      |      |      |               | CURRENT YEAR'S ACCOUNTS PAYABLE |      |      |      |               |            |               | TOTAL         | PS            | MOOE | FinEx | CO               |         | TOTAL |
|  |                     |               |       |      |               | 7                             | 8    | 9    | 10   | 11=(7+8+9+10) | 12                              | 13   | 14   | 15   | 16=(12+13+14) | 17=(11+16) |               |               |               |      |       |                  |         |       |
| 1                                      | 2                   | 3             | 4     | 5    | 6=(2+3+4+5)   | 7                             | 8    | 9    | 10   | 11=(7+8+9+10) | 12                              | 13   | 14   | 15   | 16=(12+13+14) | 17=(11+16) | 18=(6+17)     | 23            | 24            | 25   | 26    | 27=(23+24+25+26) | 28      |       |
| Notice of Cash Allocation (NCA)        | 17,981,425.12       | 393,077.44    | 0.00  | 0.00 | 18,374,502.56 | 0.00                          | 0.00 | 0.00 | 0.00 | 0.00          | 0.00                            | 0.00 | 0.00 | 0.00 | 0.00          | 0.00       | 18,374,502.56 | 17,981,425.12 | 393,077.44    | 0.00 | 0.00  | 18,374,502.56    | 0       |       |
| MDS Checks Issued                      | 4,504,058.54        | 134,546.31    | 0     | 0    | 4,638,604.85  | 0                             | 0.00 | 0    | 0    | 0.00          | 0                               | 0    | 0    | 0    | 0.00          | 0.00       | 4,638,604.85  | 4,504,058.54  | 134,546.31    | 0.00 | 0.00  | 4,638,604.85     | 0       |       |
| Advice to Debit Account                | 13,477,366.58       | 258,531.13    | 0     | 0    | 13,735,897.71 | 0.00                          | 0.00 | 0    | 0    | 0.00          | 0                               | 0.00 | 0    | 0    | 0.00          | 0.00       | 13,735,897.71 | 13,477,366.58 | 258,531.13    | 0.00 | 0.00  | 13,735,897.71    | 0       |       |
| Notice of Transfer of Allocation (NTA) | 6,838,721.50        | 23,452,573.85 | 0.00  | 0.00 | 30,291,295.35 | 0.00                          | 0.00 | 0.00 | 0.00 | 0.00          | 0.00                            | 0.00 | 0.00 | 0.00 | 0.00          | 0.00       | 30,291,295.35 | 6,838,721.50  | 23,452,573.85 | 0.00 | 0.00  | 30,291,295.35    | 0       |       |
| MDS Checks Issued                      | 0.00                | 0.00          | 0     | 0    | 0.00          | 0                             | 0    | 0    | 0    | 0.00          | 0                               | 0    | 0    | 0    | 0.00          | 0.00       | 0.00          | 0.00          | 0.00          | 0.00 | 0.00  | 0.00             | 0       |       |
| Advice to Debit Account                | 6,838,721.50        | 23,452,573.85 | 0     | 0    | 30,291,295.35 | 0                             | 0    | 0    | 0    | 0.00          | 0                               | 0    | 0    | 0    | 0.00          | 0.00       | 30,291,295.35 | 6,838,721.50  | 23,452,573.85 | 0.00 | 0.00  | 30,291,295.35    | 0       |       |
| Working Fund (NCA issued to BTr)       | 0                   | 0             | 0     | 0    | 0             | 0                             | 0    | 0    | 0    | 0.00          | 0                               | 0    | 0    | 0    | 0.00          | 0.00       | 0             | 0             | 0             | 0.00 | 0.00  | 0.00             | 0       |       |
| Tax Remittance Advices Issued (TRA)    | 3,031,792.38        | 109,045.26    | 0     | 0    | 3,140,837.64  | 0                             | 0.00 | 0.00 | 0.00 | 0.00          | 0.00                            | 0.00 | 0.00 | 0.00 | 0.00          | 0.00       | 3,140,837.64  | 3,031,792.38  | 109,045.26    | 0.00 | 0.00  | 3,140,837.64     | 0       |       |
| Cash Disbursement Ceiling (CDC)        | 0                   | 0             | 0     | 0    | 0             | 0                             | 0    | 0    | 0    | 0             | 0                               | 0    | 0    | 0    | 0             | 0          | 0             | 0             | 0             | 0    | 0     | 0                | 0       |       |
| Non-Cash Availment Authority (NCAA)    | 0                   | 0.00          | 0     | 0    | 0             | 0                             | 0    | 0    | 0    | 0             | 0                               | 0    | 0    | 0    | 0             | 0          | 0             | 0             | 0             | 0    | 0     | 0                | 0       |       |
| Others (CDT, BTr Docs Stamp, etc.)     | 0                   | 0             | 0     | 0    | 0             | 0                             | 0    | 0    | 0    | 0             | 0                               | 0    | 0    | 0    | 0             | 0          | 0             | 0             | 0             | 0    | 0     | 0                | 0       |       |

**Summary**

| PARTICULARS                                       | PREVIOUS REPORT | CURRENT MONTH  | AS OF DATE     |
|---|-----------------|----------------|----------------|
| (1)   | (2)             | (3)            | (4)            |
| Total Disbursement Authorities Received           | 276,152,334.77  | 33,612,730.64  | 309,765,065.41 |
| NCA   | 157,607,740.00  | 16,401,000.00  | 174,008,740.00 |
| NTA   | 103,868,252.80  | 14,070,893.00  | 117,939,145.80 |
| Working Fund                                      | 0.00            | 0.00           | 0.00           |
| TRA   | 14,676,341.97   | 3,140,837.64   | 17,817,179.61  |
| CDC   | 0.00            | 0.00           | 0.00           |
| NCAA  | 0.00            | 0.00           | 0.00           |
| Others (CDT, BTr Docs Stamp, etc.)                | 0.00            | 0.00           | 0.00           |
| Less: Notice of Transfer Allocations (NTA) issued |                 |                |                |
| Total Disbursements Authorities Available         | 276,152,334.77  | 33,612,730.64  | 309,765,065.41 |
| Less:   |                 |                |                |
| Lapsed NCA  | 4,338,365.37    | 1,939,447.34   | 6,277,812.71   |
| Disbursements                                     | 251,680,617.15  | 51,806,635.55  | 303,487,252.70 |
| Balance of Disbursements Authorities as of date   | 20,133,352.25   | -20,133,352.25 | 0.00           |
| Total Disbursements Program                       | 276,152,334.77  | 33,612,730.64  | 309,765,065.41 |
| Less: * Actual Disbursements                      | 251,680,617.15  | 51,806,635.55  | 303,487,252.70 |
| (Over)/Under spending~                            | 24,471,717.62   | -18,193,904.91 | 6,277,812.71   |

Prepared by:  
  
**PAUL M. FIESTA**  
 Accountant II

Certified Correct by:  
  
**EMMA A. REYES, CPA**  
 Chief Accountant

Approved by:  
  
**JONATHAN PAUL M. LEUSEN, JR., CESO III**  
 Regional Director