


**MONTHLY REPORT OF DISBURSEMENTS**  
For the month of June 2021


Department : Department of the Interior and Local Government (DILG)  
 Agency : Office of the Secretary  
 Operating Unit : Regional Office - II  
 Organization Code (UACS) : 140010300002  
 Funding Source Code (as clustered) : 01 - Regular Agency Fund  
 Report Status : (e.g. Fund Cluster: 101,102, 151)


PARTICULARS	CURRENT YEAR BUDGET					PRIOR YEAR'S BUDGET										Sub-Total	GRAND TOTAL					REMARKS	
	PS	MOOE	FinEx	CO	TOTAL	PRIOR YEAR'S ACCOUNTS PAYABLE					CURRENT YEAR'S ACCOUNTS PAYABLE						TOTAL	PS	MOOE	FinEx	CO		TOTAL
						PS	MOOE	FinEx	CO	Sub-Total	PS	MOOE	FinEx	CO	Sub-Total								
1	2	3	4	5	6=(2+3+4+5)	7	8	9	10	11=(7+8+9+10)	12	13	14	15	16=(12+13+14+15)	17=(11+16)	18=(6+17)	23	24	25	26	27=(23+24+25+26)	28
Notice of Cash Allocation (NCA)	16,535,445.87	1,526,476.11	0.00	0.00	18,061,921.98	0.00	0.00	0.00	0.00	0.00	0.00	0.00	0.00	0.00	0.00	0.00	18,061,921.98	16,535,445.87	1,526,476.11	0.00	0.00	18,061,921.98	0
MDS Checks Issued	1,416,049.65	142,708.49	0	0	1,558,758.14	0	0.00	0	0	0.00	0	0	0	0	0.00	0.00	1,558,758.14	1,416,049.65	142,708.49	0.00	0.00	1,558,758.14	0
Advice to Debit Account	15,119,396.22	1,383,767.62	0	0	16,503,163.84	0.00	0.00	0	0	0.00	0	0.00	0	0	0.00	0.00	16,503,163.84	15,119,396.22	1,383,767.62	0.00	0.00	16,503,163.84	0
Notice of Transfer of Allocation (NTA)	0.00	6,211,645.38	0.00	0.00	6,211,645.38	0.00	0.00	0.00	0.00	0.00	0.00	0.00	0.00	0.00	0.00	0.00	6,211,645.38	0.00	6,211,645.38	0.00	0.00	6,211,645.38	0
MDS Checks Issued	0.00	4,515,446.90	0	0	4,515,446.90	0	0	0	0	0.00	0	0	0	0	0.00	0.00	4,515,446.90	0.00	4,515,446.90	0.00	0.00	4,515,446.90	0
Advice to Debit Account	0.00	1,696,198.48	0	0	1,696,198.48	0	0	0	0	0.00	0	0	0	0	0.00	0.00	1,696,198.48	0.00	1,696,198.48	0.00	0.00	1,696,198.48	0
Working Fund (NCA issued to BTr)	0	0	0	0	0	0	0	0	0	0	0	0	0	0	0	0	0	0	0	0.00	0	0	0
Tax Remittance Advices Issued (TRA)	1,757,736.77	81,436.58	0	0	1,839,173.35	0	0.00	0.00	0.00	0.00	0.00	0.00	0.00	0.00	0.00	0.00	1,839,173.35	1,757,736.77	81,436.58	0.00	0.00	1,839,173.35	0
Cash Disbursement Ceiling (CDC)	0	0	0	0	0	0	0	0	0	0	0	0	0	0	0	0	0	0	0	0	0	0	0
Non-Cash Availment Authority (NCAA)	0	0.00	0	0	0	0	0	0	0	0	0	0	0	0	0	0	0	0	0	0	0	0	0
Others (CDT, BTr Docs Stamp, etc.)	0	0	0	0	0	0	0	0	0	0	0	0	0	0	0	0	0	0	0	0	0	0	0

**Summary**

PARTICULARS	PREVIOUS REPORT	CURRENT MONTH	AS OF DATE
(1)	(2)	(3)	(4)
Total Disbursement Authorities Received	176,191,515.67	24,379,226.92	200,570,742.59
NCA	108,354,740.00	16,454,000.00	124,808,740.00
NTA	58,592,084.02	6,086,053.57	64,678,137.59
Working Fund	0.00	0.00	0.00
TRA	9,244,691.65	1,839,173.35	11,083,865.00
CDC	0.00	0.00	0.00
NCAA	0.00	0.00	0.00
Others (CDT, BTr Docs Stamp, etc.)	0.00	0.00	0.00
Less: Notice of Transfer Allocations (NTA) issued	0.00	0.00	0.00
Total Disbursements Authorities Available	176,191,515.67	24,379,226.92	200,570,742.59
Less:			
Lapsed NCA	0.00	4,338,365.37	4,338,365.37
Disbursements	170,119,636.51	26,112,740.71	196,232,377.22
Balance of Disbursements Authorities as of to date	6,071,879.16	-6,071,879.16	0.00
Total Disbursements Program	176,191,515.67	24,379,226.92	200,570,742.59
Less: * Actual Disbursements	170,119,636.51	26,112,740.71	196,232,377.22
(Over)/Under spending-	6,071,879.16	-1,733,513.79	4,338,365.37

Prepared by:  
  
 PAUL M. FIETA  
 Accountant II

Certified Correct by:  
  
 EMMA A. REYES, CPA  
 Chief Accountant

Approved by:  
  
 JONATHAN PAUL M. LEUSEN, JR., CESO III  
 Regional Director