


MONTHLY REPORT OF DISBURSEMENTS
For the month of May 2021


Department : Department of the Interior and Local Government (DILG)
Agency : Office of the Secretary
Operating Unit : Regional Office - II
Organization Code (UACS) : 140010300002
Funding Source Code (as clustered) : 01 - Regular Agency Fund
Report Status : (e.g. Fund Cluster: 101,102, 151)


PARTICULARS	CURRENT YEAR BUDGET					PRIOR YEAR'S BUDGET											Sub-Total	GRAND TOTAL					REMARKS	
	PS	MOOE	FinEx	CO	TOTAL	PRIOR YEAR'S ACCOUNTS PAYABLE					CURRENT YEAR'S ACCOUNTS PAYABLE							TOTAL	PS	MOOE	FinEx	CO		TOTAL
						PS	MOOE	FinEx	CO	Sub-Total	PS	MOOE	FinEx	CO	Sub-Total	PS								
1	2	3	4	5	6=(2+3+4+5)	7	8	9	10	11=(7+8+9+10)	12	13	14	15	16=(12+13+14+15)	17=(11+16)	18=(6+17)	23	24	25	26	27=(23+24+25+26)	28	
Notice of Cash Allocation (NCA)	26,341,979.20	2,125,169.52	0.00	0.00	28,467,148.72	0.00	0.00	0.00	0.00	0.00	0.00	0.00	0.00	0.00	0.00	0.00	28,467,148.72	26,341,979.20	2,125,169.52	0.00	0.00	28,467,148.72	0	
MDS Checks Issued	2,907,913.08	35,923.76	0	0	2,943,836.84	0	0.00	0	0	0.00	0	0	0	0	0.00	0.00	2,943,836.84	2,907,913.08	35,923.76	0.00	0.00	2,943,836.84	0	
Advice to Debit Account	23,434,066.12	2,089,245.76	0	0	25,523,311.88	0.00	0.00	0	0	0.00	0	0.00	0	0	0.00	0.00	25,523,311.88	23,434,066.12	2,089,245.76	0.00	0.00	25,523,311.88	0	
Notice of Transfer of Allocation (NTA)	0.00	3,197,737.82	0.00	0.00	3,197,737.82	0.00	0.00	0.00	0.00	0.00	0.00	0.00	0.00	0.00	0.00	0.00	3,197,737.82	0.00	3,197,737.82	0.00	0.00	3,197,737.82	0	
MDS Checks Issued	0.00	0.00	0	0	0.00	0	0	0	0	0.00	0	0	0	0	0.00	0.00	0.00	0.00	0.00	0.00	0.00	0.00	0	
Advice to Debit Account	0.00	3,197,737.82	0	0	3,197,737.82	0	0	0	0	0.00	0	0	0	0	0.00	0.00	3,197,737.82	0.00	3,197,737.82	0.00	0.00	3,197,737.82	0	
Working Fund (NCA issued to BTr)	0	0	0	0	0	0	0	0	0	0	0	0	0	0	0	0	0	0	0	0.00	0	0	0	
Tax Remittance Advices Issued (TRA)	1,753,026.47	93,145.93	0	0	1,846,172.40	0	0.00	0.00	0.00	0.00	0.00	0.00	0.00	0.00	0.00	0.00	1,846,172.40	1,753,026.47	93,145.93	0.00	0.00	1,846,172.40	0	
Cash Disbursement Ceiling (CDC)	0	0	0	0	0	0	0	0	0	0	0	0	0	0	0	0	0	0	0	0	0	0	0	
Non-Cash Availment Authority (NCAA)	0	0.00	0	0	0	0	0	0	0	0	0	0	0	0	0	0	0	0	0	0	0	0	0	
Others (CDT, BTr Docs Stamp, etc.)	0	0	0	0	0	0	0	0	0	0	0	0	0	0	0	0	0	0	0	0	0	0	0	

Summary

PARTICULARS	PREVIOUS REPORT	CURRENT MONTH	AS OF DATE
(1)	(2)	(3)	(4)
Total Disbursement Authorities Received	144,379,865.27	31,811,650.40	176,191,515.67
NCA	79,773,740.00	28,581,000.00	108,354,740.00
NTA	57,207,606.02	1,384,478.00	58,592,084.02
Working Fund	0.00	0.00	0.00
TRA	7,398,519.25	1,846,172.40	9,244,691.65
CDC	0.00	0.00	0.00
NCAA	0.00	0.00	0.00
Others (CDT, BTr Docs Stamp, etc.)	0.00	0.00	0.00
Less: Notice of Transfer Allocations (NTA)* issued	0.00	0.00	0.00
Total Disbursements Authorities Available	144,379,865.27	31,811,650.40	176,191,515.67
Less:			
Lapsed NCA	0.00	0.00	0.00
Disbursements	136,608,577.57	33,511,058.94	170,119,636.51
Balance of Disbursements Authorities as of to date	7,771,287.70	-1,699,408.54	6,071,879.16
Total Disbursements Program	144,379,865.27	31,811,650.40	176,191,515.67
Less: * Actual Disbursements	136,608,577.57	33,511,058.94	170,119,636.51
(Over)/Under spending-	7,771,287.70	-1,699,408.54	6,071,879.16

Prepared by:

PAUL M. FUESTA
Accountant II

Certified Correct by:

EMMA A. REYES, CPA
Chief Accountant

Approved by:

JONATHAN PAUL M. LEUSEN, JR., CESO III
Regional Director