


MONTHLY REPORT OF DISBURSEMENTS  
For the month of August 2021


Department : Department of the Interior and Local Government (DILG)  
Agency : Office of the Secretary  
Operating Unit : Regional Office - II  
Organization Code (UACS) : 140010300002  
Funding Source Code (as clustered) : 01 - Regular Agency Fund  
Report Status : (e.g. Fund Cluster: 101.102, 151)


PARTICULARS	CURRENT YEAR BUDGET					PRIOR YEAR'S BUDGET											Sub-Total	GRAND TOTAL					REMARKS	
	PS	MOOE	FinEx	CO	TOTAL	PRIOR YEAR'S ACCOUNTS PAYABLE					CURRENT YEAR'S ACCOUNTS PAYABLE							PS	MOOE	FinEx	CO	TOTAL		
						PS	MOOE	FinEx	CO	Sub-Total	PS	MOOE	FinEx	CO	Sub-Total	TOTAL								
1	2	3	4	5	6=(2+3+4+5)	7	8	9	10	11=(7+8+9+10)	12	13	14	15	16=(12+13+14+15)	17=(11+16)	18=(6+17)	23	24	25	26	27=(23+24+25+26)	28	
Notice of Cash Allocation (NCA)	15,669,462.22	1,820,690.59	0.00	0.00	17,490,152.81	0.00	0.00	0.00	0.00	0.00	0.00	0.00	0.00	0.00	0.00	0.00	0.00	17,490,152.81	15,669,462.22	1,820,690.59	0.00	0.00	17,490,152.81	0
MDS Checks Issued	1,307,537.16	21,241.35	0	0	1,328,778.51	0	0.00	0	0	0.00	0	0	0	0	0.00	0.00	0.00	1,328,778.51	1,307,537.16	21,241.35	0.00	0.00	1,328,778.51	0
Advice to Debit Account	14,361,925.06	1,799,449.24	0	0	16,161,374.30	0.00	0.00	0	0	0.00	0	0.00	0	0	0.00	0.00	0.00	16,161,374.30	14,361,925.06	1,799,449.24	0.00	0.00	16,161,374.30	0
Notice of Transfer of Allocation (NTA)	0.00	4,678,437.72	0.00	0.00	4,678,437.72	0.00	0.00	0.00	0.00	0.00	0.00	0.00	0.00	0.00	0.00	0.00	0.00	4,678,437.72	0.00	4,678,437.72	0.00	0.00	4,678,437.72	0
MDS Checks Issued	0.00	0.00	0	0	0.00	0	0	0	0	0.00	0	0	0	0	0.00	0.00	0.00	0.00	0.00	0.00	0.00	0.00	0.00	0
Advice to Debit Account	0.00	4,678,437.72	0	0	4,678,437.72	0	0	0	0	0.00	0	0	0	0	0.00	0.00	0.00	4,678,437.72	0.00	4,678,437.72	0.00	0.00	4,678,437.72	0
Working Fund (NCA issued to BTr)	0	0	0	0	0	0	0	0	0	0	0	0	0	0	0	0	0	0	0	0.00	0	0	0	0
Tax Remittance Advices Issued (TRA)	1,717,360.88	33,269.68	0	0	1,750,630.56	0	0.00	0.00	0.00	0.00	0.00	0.00	0.00	0.00	0.00	0.00	0.00	1,750,630.56	1,717,360.88	33,269.68	0.00	0.00	1,750,630.56	0
Cash Disbursement Ceiling (CDC)	0	0	0	0	0	0	0	0	0	0	0	0	0	0	0	0	0	0	0	0	0	0	0	0
Non-Cash Availment Authority (NCAA)	0	0.00	0	0	0	0	0	0	0	0	0	0	0	0	0	0	0	0	0	0	0	0	0	0
Others (CDT, BTr Docs Stamp, etc.)	0	0	0	0	0	0	0	0	0	0	0	0	0	0	0	0	0	0	0	0	0	0	0	0

Summary

PARTICULARS	PREVIOUS REPORT	CURRENT MONTH	AS OF DATE
(1)	(2)	(3)	(4)
Total Disbursement Authorities Received	244,097,532.71	32,054,802.06	276,152,334.77
NCA	141,207,740.00	16,400,000.00	157,607,740.00
NTA	89,964,081.30	13,904,171.50	103,868,252.80
Working Fund	0.00	0.00	0.00
TRA	12,925,711.41	1,750,630.56	14,676,341.97
CDC	0.00	0.00	0.00
NCAA	0.00	0.00	0.00
Others (CDT, BTr Docs Stamp, etc.)	0.00	0.00	0.00
Less: Notice of Transfer Allocations (NTA) issued	0.00	0.00	0.00
Total Disbursements Authorities Available	244,097,532.71	32,054,802.06	276,152,334.77
Less:			
Lapsed NCA	4,338,365.37	-	4,338,365.37
Disbursements	227,761,396.06	23,919,221.09	251,680,617.15
Balance of Disbursements Authorities as of to date	11,997,771.28	8,135,580.97	20,133,352.25
Total Disbursements Program	244,097,532.71	32,054,802.06	276,152,334.77
Less: * Actual Disbursements	227,761,396.06	23,919,221.09	251,680,617.15
(Over)/Under spending-	16,336,136.65	8,135,580.97	24,471,717.62

Prepared by:  
  
PAUL M. FIESTA  
Accountant II

Certified Correct by:  
  
EMMA A. REYES, CPA  
Chief Accountant

Approved by:  
  
JONATHAN PAUL ALEUSEN, JR., CESO III  
Regional Director