

MONTHLY REPORT OF DISBURSEMENTS
For the month of July 2019


Department : Department of the Interior and Local Government (DILG)
 Agency : Office of the Secretary
 Operating Unit : Regional Office - II
 Organization Code (UACS) : 140010300002
 Funding Source Code (as clustered) : 01 - Regular Agency Fund
 Report Status : (e.g. Fund Cluster: 101,102, 151)

PARTICULARS	CURRENT YEAR BUDGET					PRIOR YEAR'S BUDGET											Sub-Total	GRAND TOTAL					REMARKS	
	PS	MOOE	FinEx	CO	TOTAL	PRIOR YEAR'S ACCOUNTS PAYABLE					CURRENT YEAR'S ACCOUNTS PAYABLE							PS	MOOE	FinEx	CO	TOTAL		
						PS	MOOE	FinEx	CO	Sub-Total	PS	MOOE	FinEx	CO	Sub-Total	TOTAL								
1	2	3	4	5	6=(2+3+4+5)	7	8	9	10	11=(7+8+9+10)	12	13	14	15	16=(12+13+14+15)	17=(11+16)	18=(6+17)	23	24	25	26	27=(23+24+25+26)	28	
Notice of Cash Allocation (NCA)	6,902,779.16	1,710,661.38	0.00	0.00	8,613,440.54	0.00	534,150.00	0.00	0.00	534,150.00	0.00	0.00	0.00	0.00	0.00	534,150.00	6,902,779.16	2,244,811.38	0.00	0.00	0.00	9,147,590.54	0	
MDS Checks Issued	2,185,184.76	447,007.87	0	0	2,632,192.63	0		0	0	0.00	0	0	0	0	0.00	0.00	2,632,192.63	2,185,184.76	447,007.87	0.00	0.00	0.00	2,632,192.63	0
Advice to Debit Account	4,717,594.40	1,263,653.51	0	0	5,981,247.91	0	534,150.00	0	0	534,150.00	0	0	0	0	0.00	534,150.00	6,515,397.91	4,717,594.40	1,797,803.51	0.00	0.00	0.00	6,515,397.91	0
Notice of Transfer of Allocation (NTA)	0.00	5,959,039.74	0.00	0.00	5,959,039.74	0.00	0.00	0.00	0.00	0.00	0.00	0.00	0.00	0.00	0.00	0.00	5,959,039.74	0	5,959,039.74	0.00	0.00	0.00	5,959,039.74	0
MDS Checks Issued	0	0	0	0	0.00	0		0	0	0.00	0	0	0	0	0.00	0.00	0.00	0.00	0.00	0.00	0.00	0.00	0.00	0
Advice to Debit Account	0	5,959,039.74	0	0	5,959,039.74	0	0	0	0	0.00	0	0	0	0	0.00	0.00	5,959,039.74	0	5,959,039.74	0.00	0.00	0.00	5,959,039.74	0
Working Fund (NCA issued to BTr)	0	0	0	0	0	0		0	0	0	0	0	0	0	0	0	0	0	0	0	0	0	0	0
Tax Remittance Advices Issued (TRA)	1,467,845.16	150,629.10	0	0	1,618,474.26	0		0	0	0.00	0	0	0	0	0.00	0.00	1,618,474.26	1,467,845.16	150,629.10	0.00	0.00	0.00	1,618,474.26	0
Cash Disbursement Ceiling (CDC)	0	0	0	0	0	0		0	0	0	0	0	0	0	0	0	0	0	0	0	0	0	0	0
Non-Cash Availment Authority (NCAA)	0	0.00	0	0	0	0		0	0	0	0	0	0	0	0	0	0	0	0	0	0	0	0	0
Others (CDT, BTr Docs Stamp, etc.)	0	0	0	0	0	0		0	0	0	0	0	0	0	0	0	0	0	0	0	0	0	0	0


Summary

PARTICULARS	PREVIOUS REPORT	CURRENT MONTH	AS OF DATE
(1)	(2)	(3)	(4)
Total Disbursement Authorities Received			
NCA	139,121,914.59	28,739,171.00	167,861,085.59
Working Fund	0.00	0	0.00
TRA	9,310,986.72	1,618,474.26	10,929,460.98
CDC	0	0	0.00
NCAA	0	0	0.00
Others (CDT, BTr Docs Stamp, etc.)	0	0	0.00
Less: Notice of Transfer Allocations (NTA) issued	0.00	0.00	0.00
Total Disbursements Authorities Available	148,432,901.31	30,357,645.26	178,790,546.57
Less:			
Lapsed NCA	325.09	0.00	325.09
Disbursements	139,121,914.59	16,725,104.54	155,847,019.13
Balance of Disbursements Authorities as of date	9,310,661.63	13,632,540.72	22,943,202.35
Total Disbursements Program	139,121,914.59	28,739,171.00	167,861,085.59
Less: * Actual Disbursements	139,121,914.59	15,106,630.28	154,228,544.87
(Over)/Under spending-	0.00	13,632,540.72	13,632,540.72


Prepared by:


PAUL M. FIESTA
 Accountant II

Certified Correct by:


EMMA A. REYES, CPA
 Chief Accountant

Approved by:


JONATHAN PAUL M. LEUSEN, JR., CESO III
 Regional Director